

# Property Crimes 2023

## Mississippi

Focus is on those crimes where offenders take possession of another person's property by unlawful means.

These include Robbery, Burglary, Larceny/Theft, Fraud, Embezzlement, Extortion/Blackmail, Motor Vehicle Theft and Arson.

Total crimes reported: 37,426

### PROPERTY CRIMES

Data Availability - Mississippi recently started collecting details about each individual incident, and not all agencies are currently reporting.

[List of agencies that submitted Property Crime data in 2023](#)

[List of agencies that submitted Property Crime data in 2022](#)

[Total number of Property Crime incidents by month for Mississippi in 2023](#)

Any updates to the data received prior to today are included in the charts. For further clarification, please contact the reporting agency.

### ROBBERY



The taking, or attempting to take, anything of value under confrontational circumstances from the control, custody, or care of another person by force or threat of force or violence and/or putting the victim in fear or immediate harm.

Crimes: 420 Clearance Rate: 23.33%

A crime is cleared one of two ways: when at least one offender is arrested; or by exceptional means, when situations beyond law enforcement's control prevent the agency from arresting the offender (for example, the death of an offender).

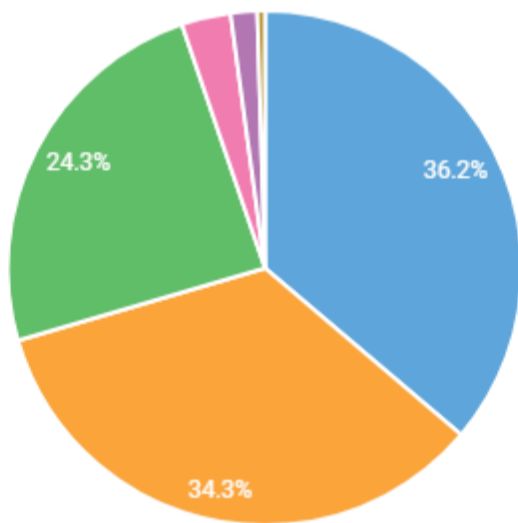
↓ -12.86%

Compared to 2022 \*

\* As the number of agencies reporting to the state increases, crime will appear higher, so all year-over-year comparisons should be treated with caution.

#### LOCATION

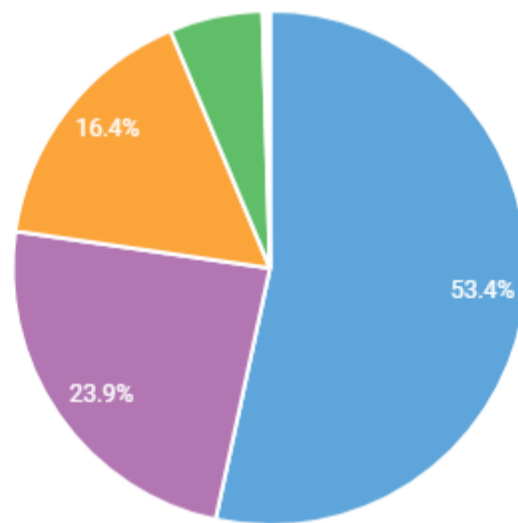
Top 5 location types for robbery offenses



Commercial Residence/Home Road/Parking/Camps  
Government/Public Building and other All Others  
Construction/Industrial/Farm

#### WEAPON USED

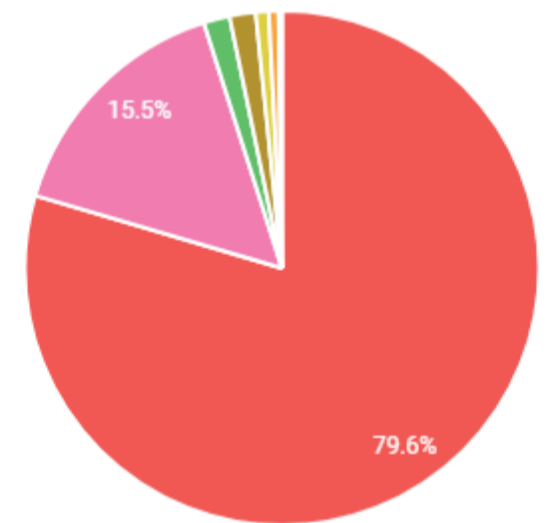
Top 5 weapons used to commit robbery



Firearms All Others  
Personal Weapons (Hands, Fist, Feet, Arms, Teeth, Etc.)  
Dangerous Weapons Motor Vehicle/Vessel  
Poison/Drugs

#### VICTIM INJURY TYPE

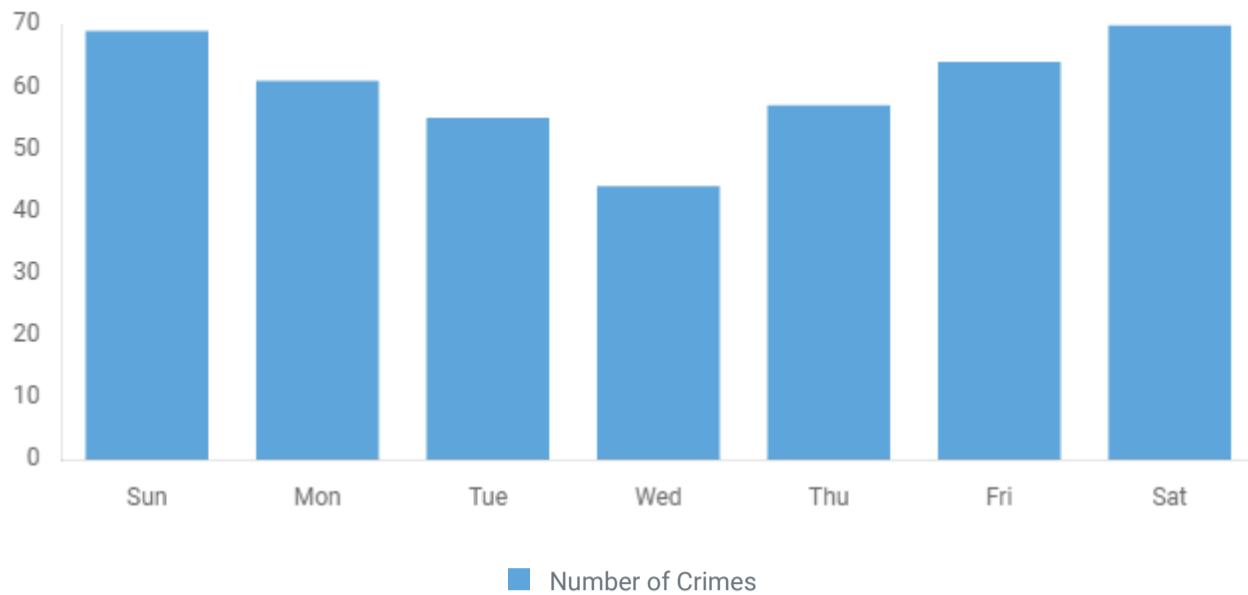
Injuries resulting from robbery



None Apparent Minor Injury Severe Laceration  
Other Major Injury Unconsciousness  
Possible Internal Injury Apparent Broken Bones  
Loss of Teeth

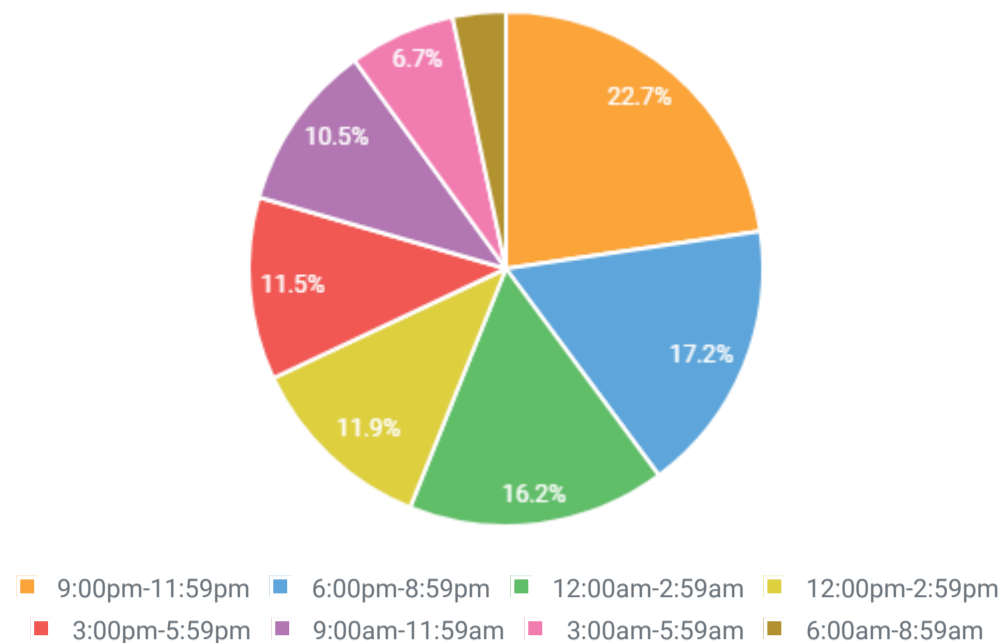
### DAY OF THE WEEK

Robbery



### TIME OF DAY

Robbery



## BURGLARY

The unlawful entry into a building or other structure with the intent to commit a felony or a theft.

Crimes: 5,244 Clearance Rate: 11.63%

A crime is cleared one of two ways: when at least one offender is arrested; or by exceptional means, when situations beyond law enforcement's control prevent the agency from arresting the offender (for example, the death of an offender).

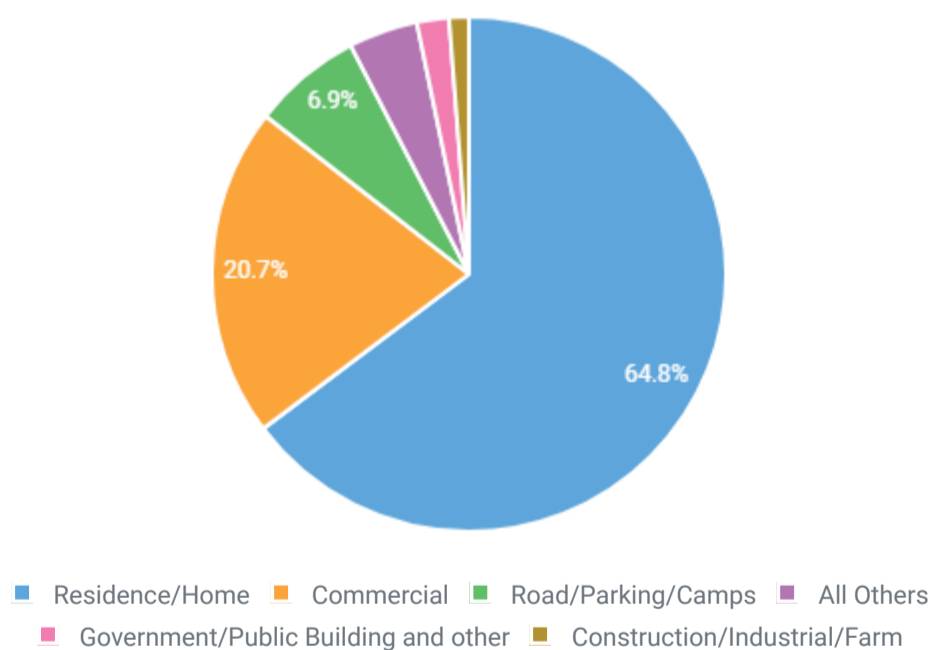
↓ -13.24%

Compared to 2022 \*

\* As the number of agencies reporting to the state increases, crime will appear higher, so all year-over-year comparisons should be treated with caution.

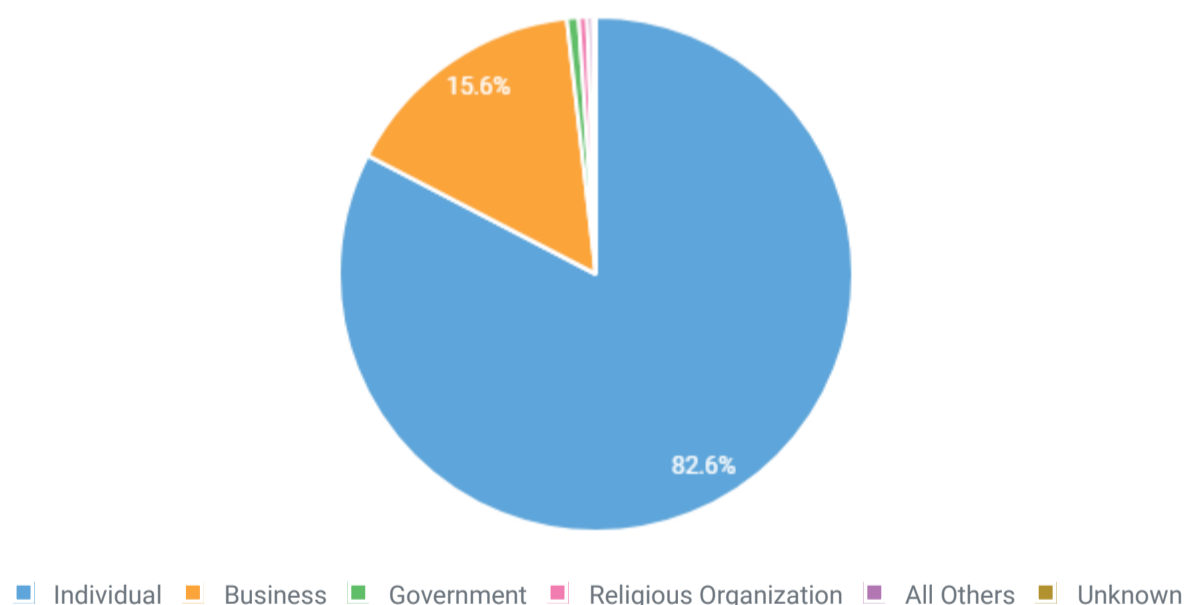
### LOCATION

Top 5 location types for burglary offenses



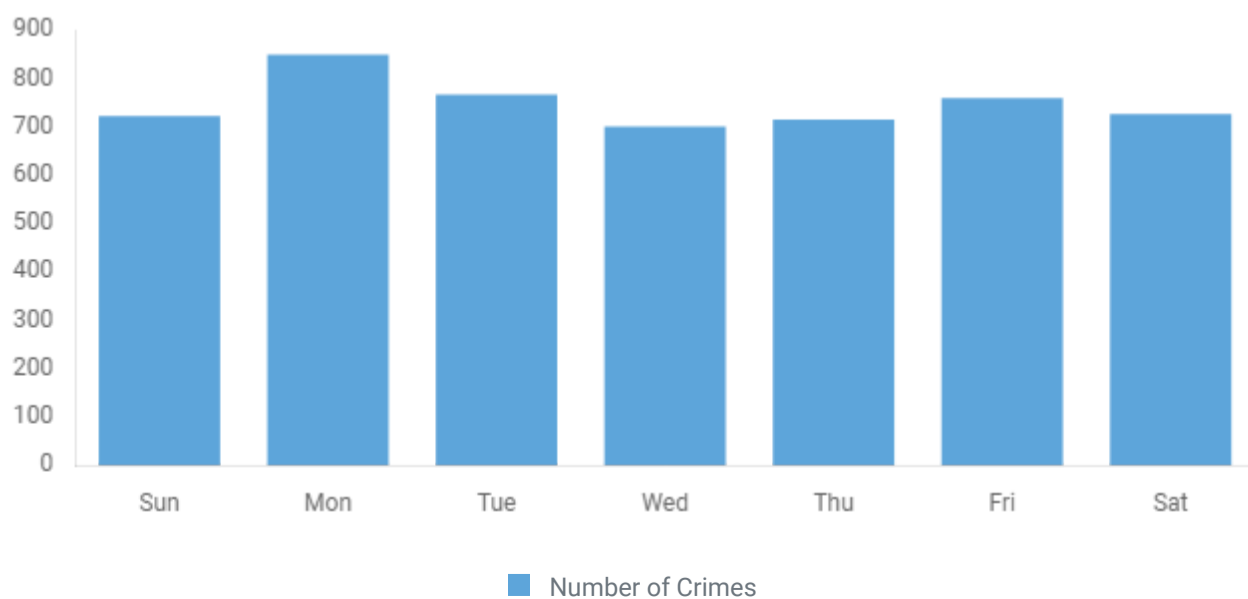
### VICTIM TYPE

Victims of burglary offenses



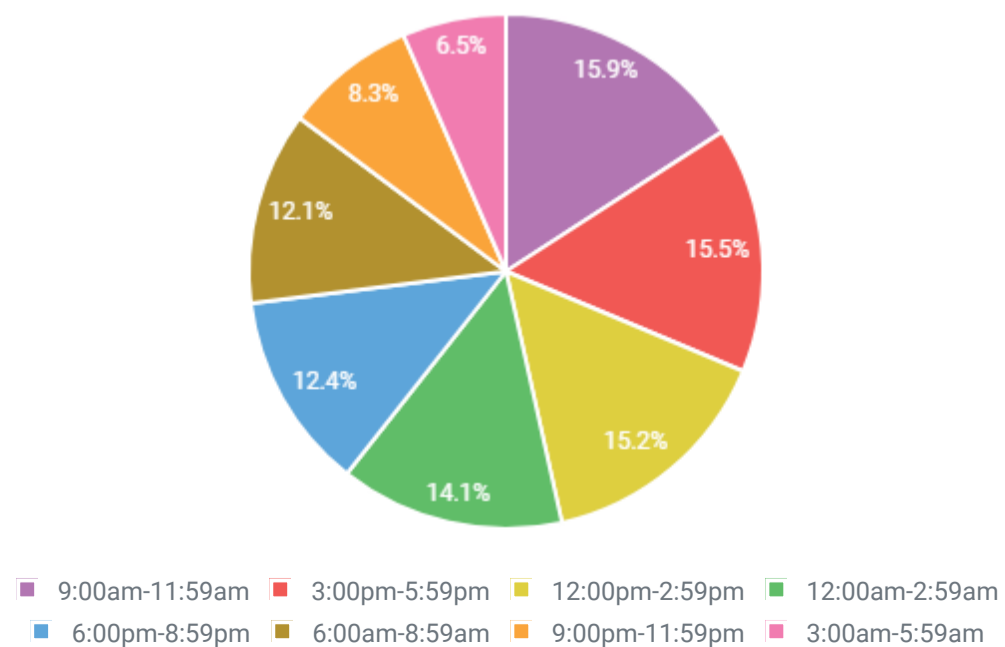
### DAY OF THE WEEK

Burglary



### TIME OF DAY

Burglary





## LARCENY (THEFT)

The unlawful taking, carrying, leading, or riding away of property from the possession, or constructive possession, of another person.

Crimes: 22,415

Clearance Rate: 17.47%

A crime is cleared one of two ways: when at least one offender is arrested; or by exceptional means, when situations beyond law enforcement's control prevent the agency from arresting the offender (for example, the death of an offender).

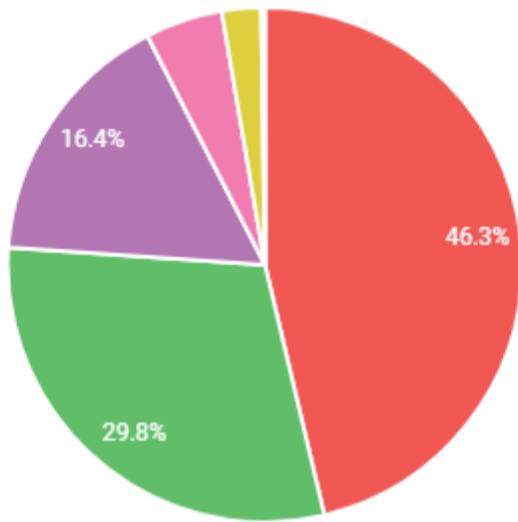
↓ -6.25%

Compared to 2022 \*

\* As the number of agencies reporting to the state increases, crime will appear higher, so all year-over-year comparisons should be treated with caution.

### OFFENSE COMMITTED

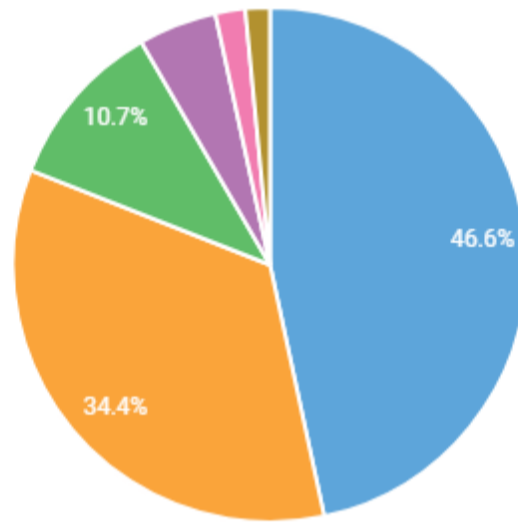
Offenses included in the theft category



- All Other Larceny
- Shoplifting
- Theft From Motor Vehicle
- Theft From Building
- Theft of Motor Vehicle Parts/Accessories
- Theft From Coin Operated Machine or Device
- Pocket-picking
- Purse-snatching

### LOCATION

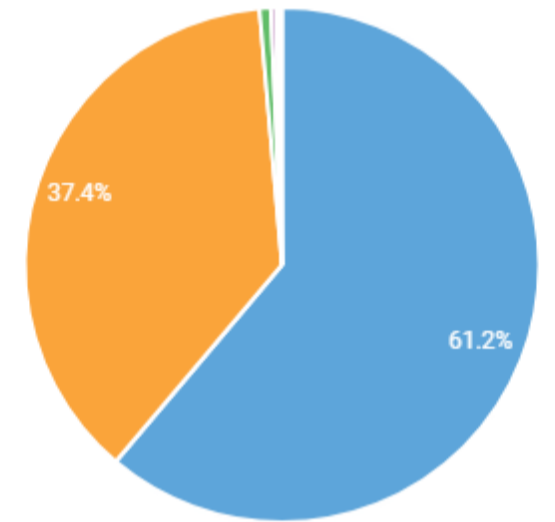
Top 5 location types for theft offenses



- Commercial
- Residence/Home
- Road/Parking/Camps
- All Others
- Government/Public Building and other
- Construction/Industrial/Farm

### VICTIM TYPE

Victims of theft offenses



- Individual
- Business
- Government
- All Others
- Unknown
- Religious Organization

## FRAUD

The intentional perversion of the truth for the purpose of inducing another person, or other entity, in reliance upon it to part with something of value or to surrender a legal right.

Crimes: 4,600

Clearance Rate: 10.91%

A crime is cleared one of two ways: when at least one offender is arrested; or by exceptional means, when situations beyond law enforcement's control prevent the agency from arresting the offender (for example, the death of an offender).

↓ -8.40%

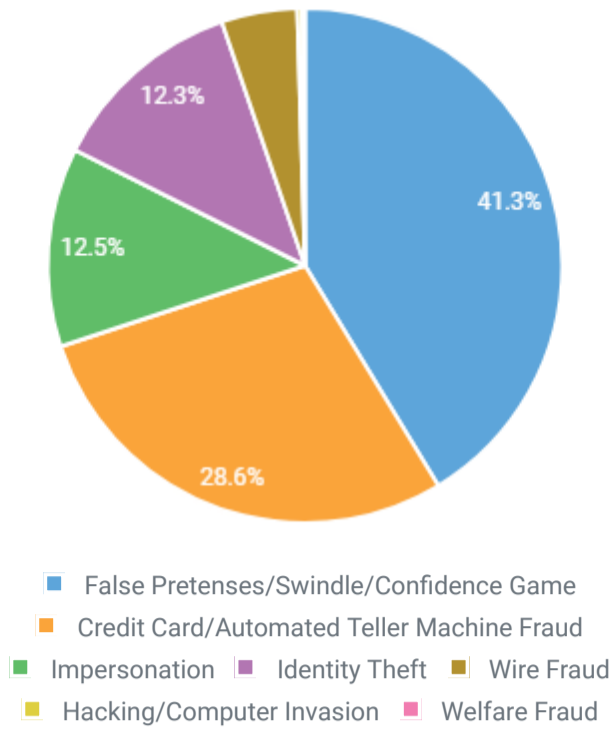
Compared to 2022 \*

\* As the number of agencies reporting to the state increases, crime will appear higher, so all year-over-year comparisons should be treated with caution.



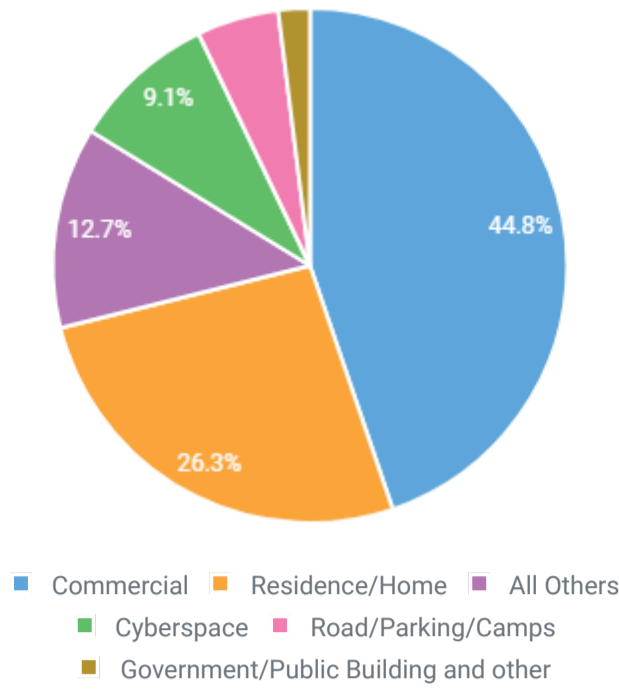
### OFFENSE COMMITTED

Offenses included in the fraud category



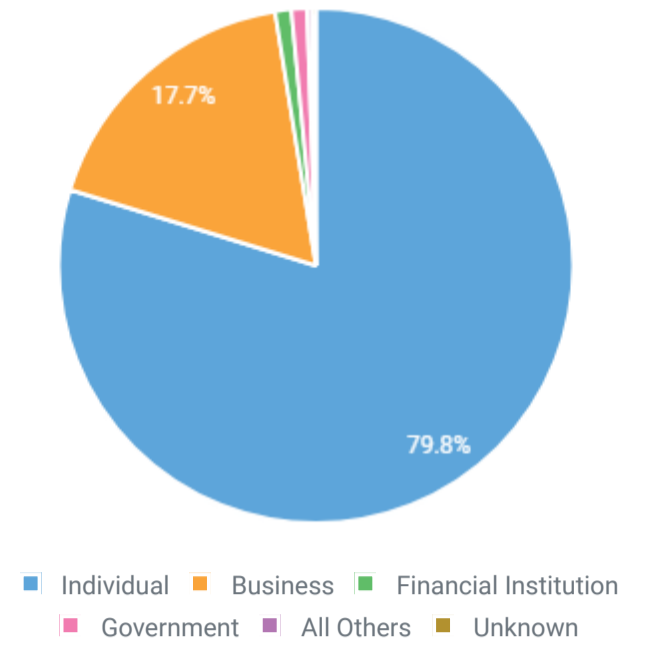
### LOCATION

Top 5 location types for fraud offenses



### VICTIM TYPE

Victims of fraud offenses



## EMBEZZLEMENT

The unlawful misappropriation by an offender to his/her own use or purpose of money, property, or some other thing of value entrusted to his/her care, custody or control.

Crimes: 902 Clearance Rate: 26.94%

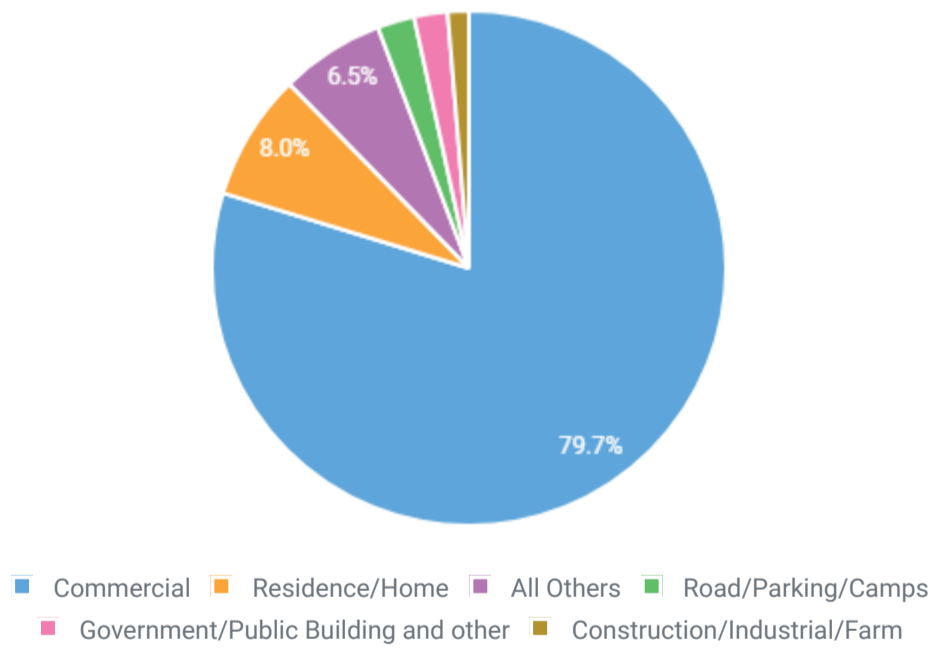
A crime is cleared one of two ways: when at least one offender is arrested; or by exceptional means, when situations beyond law enforcement's control prevent the agency from arresting the offender (for example, the death of an offender)

↓ -9.53%  
Compared to 2022 \*

\* As the number of agencies reporting to the state increases, crime will appear higher, so all year-over-year comparisons should be treated with caution.

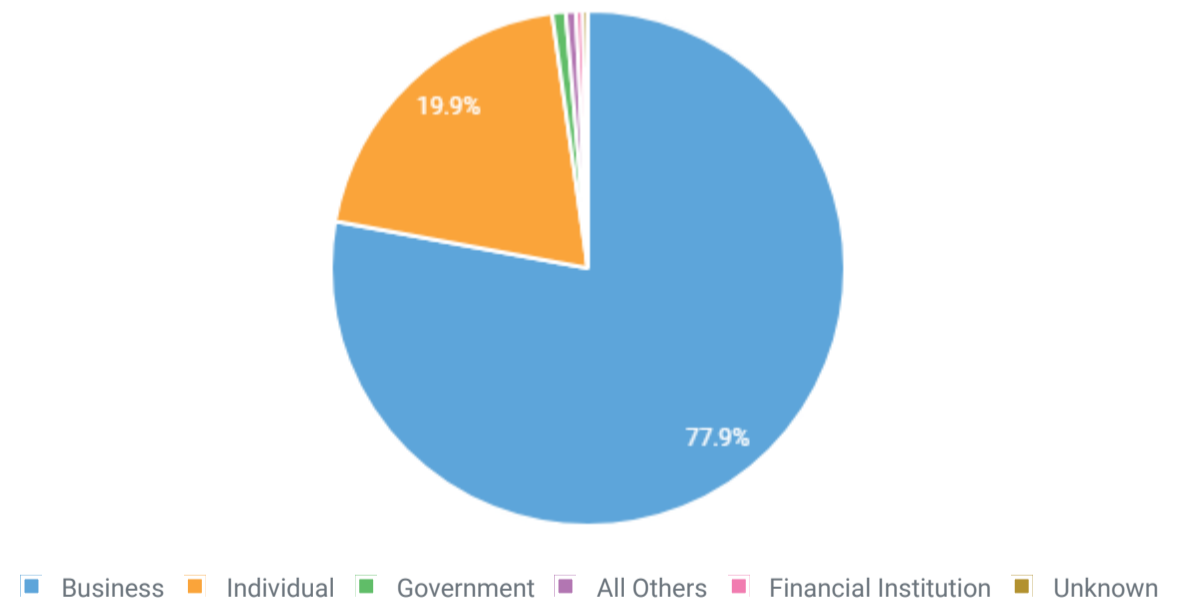
### LOCATION

Top 5 location types for embezzlement offenses



### VICTIM TYPE

Victims of embezzlement offenses



# EXTORTION/BLACKMAIL



To unlawfully obtain money, property or any other thing of value, either tangible or intangible, through the use or threat of force, misuse of authority, threat of criminal prosecution, threat of destruction of reputation or social standing, or through other coercive means.

Crimes: 110 Clearance Rate: 4.55%

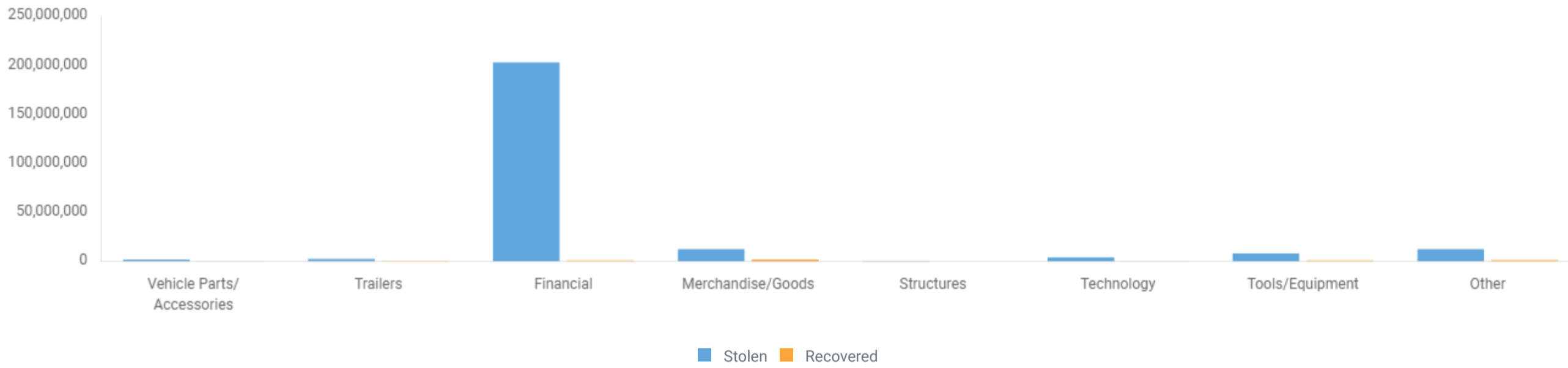
A crime is cleared one of two ways: when at least one offender is arrested; or by exceptional means, when situations beyond law enforcement's control prevent the agency from arresting the offender (for example, the death of an offender).

**↑ 13.40%**  
Compared to 2022 \*

\* As the number of agencies reporting to the state increases, crime will appear higher, so all year-over-year comparisons should be treated with caution.

## VALUE OF STOLEN PROPERTY - EXCLUDING MOTOR VEHICLES

Stolen and Recovered by Property Type



# MOTOR VEHICLE THEFT

The theft of a motorized vehicle.

Crimes: 3,560 Clearance Rate: 10.59%

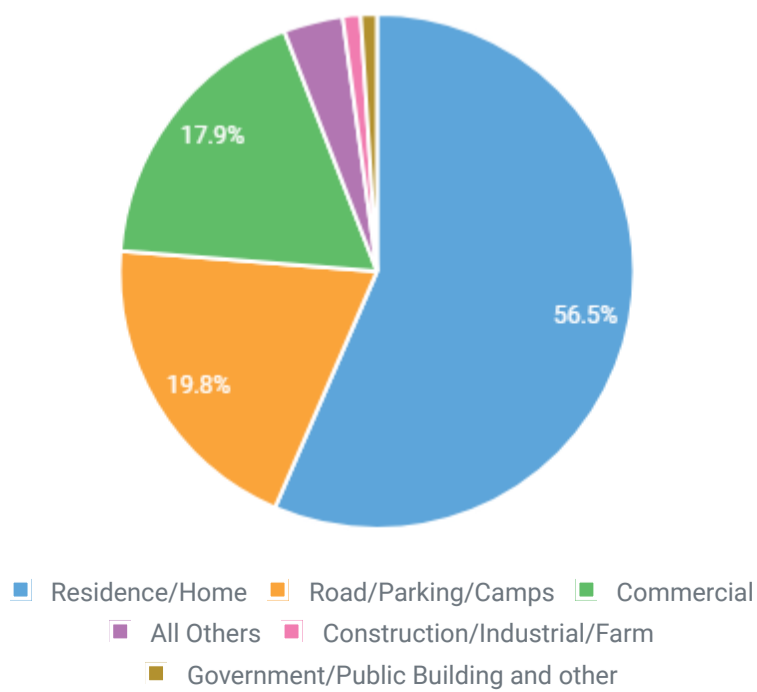
A crime is cleared one of two ways: when at least one offender is arrested; or by exceptional means, when situations beyond law enforcement's control prevent the agency from arresting the offender (for example, the death of an offender).

**↑ 5.54%**  
Compared to 2022 \*

\* As the number of agencies reporting to the state increases, crime will appear higher, so all year-over-year comparisons should be treated with caution.

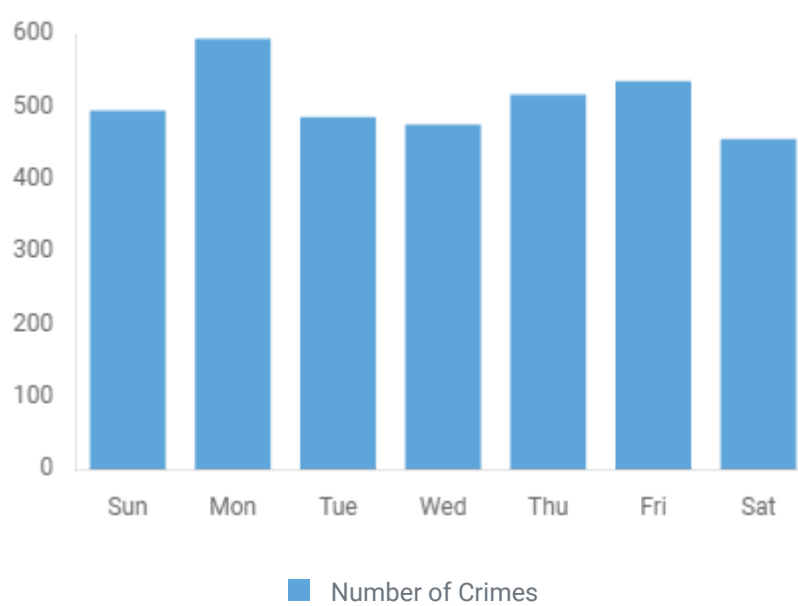
## LOCATION

Top 5 location types for motor vehicle theft



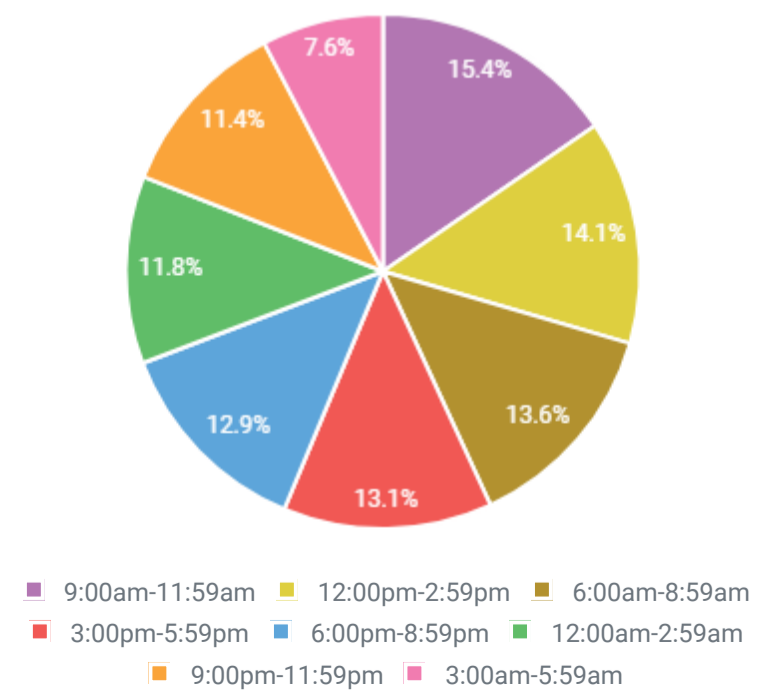
## DAY OF WEEK

Motor Vehicle Theft



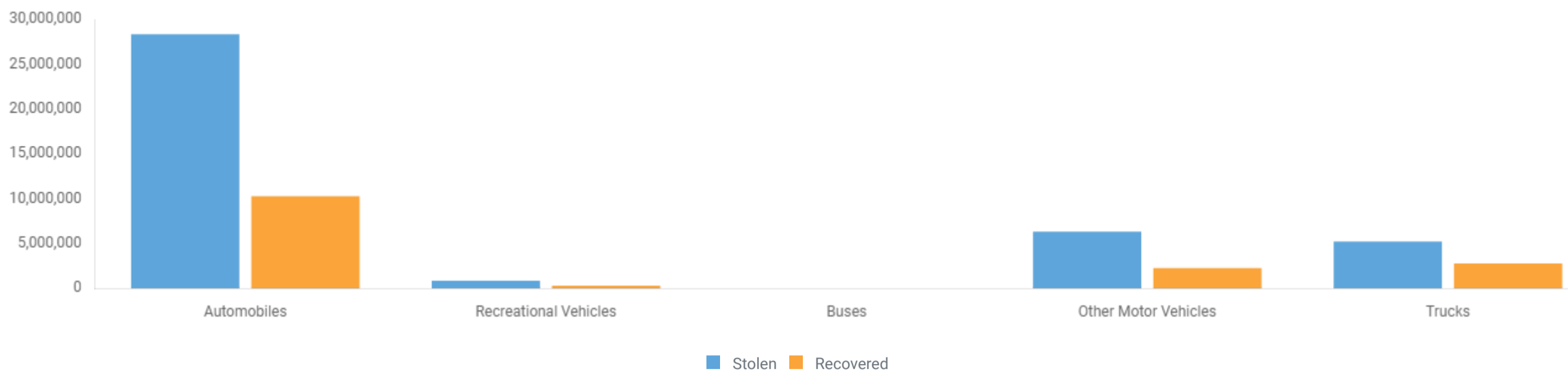
## TIME OF DAY

Motor Vehicle Theft



## VALUE OF STOLEN VEHICLES

Stolen and Recovered by Vehicle Type



## ARSON

To unlawfully and intentionally damage or attempt to damage any real or personal property by fire or incendiary device.

Crimes: 175 Clearance Rate: 20%

A crime is cleared one of two ways: when at least one offender is arrested; or by exceptional means, when situations beyond law enforcement's control prevent the agency from arresting the offender (for example, the death of an offender).

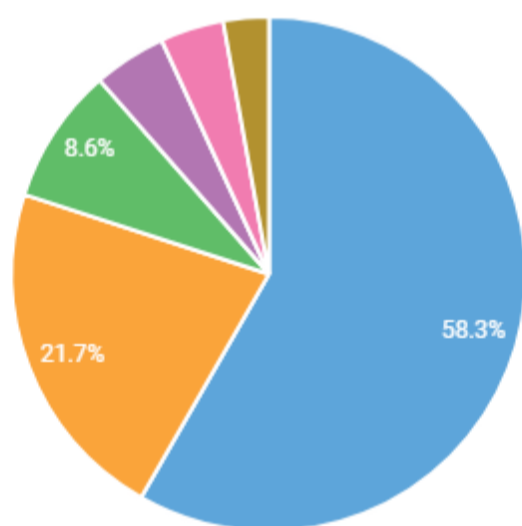
↓ -8.85%

Compared to 2022 \*

\* As the number of agencies reporting to the state increases, crime will appear higher, so all year-over-year comparisons should be treated with caution.

### LOCATION

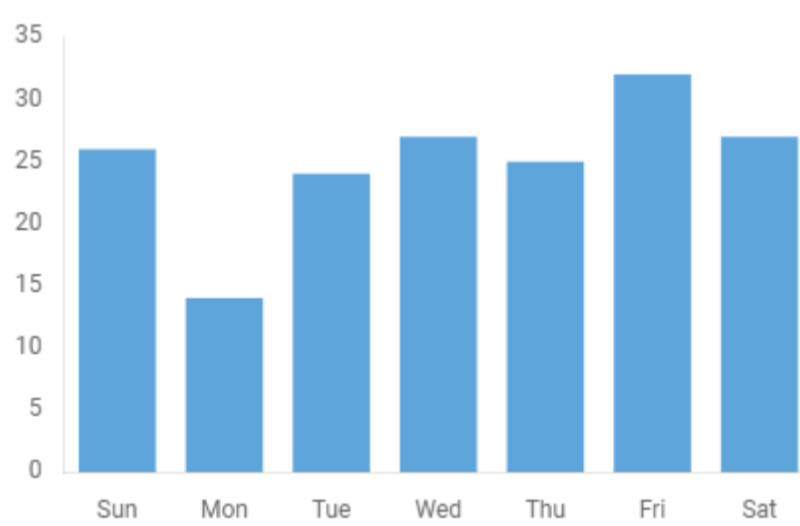
Arson



- Residence/Home
- Road/Parking/Camps
- Commercial
- All Others
- Government/Public Building and other
- Abandoned/Condemned Structure

### DAY OF THE WEEK

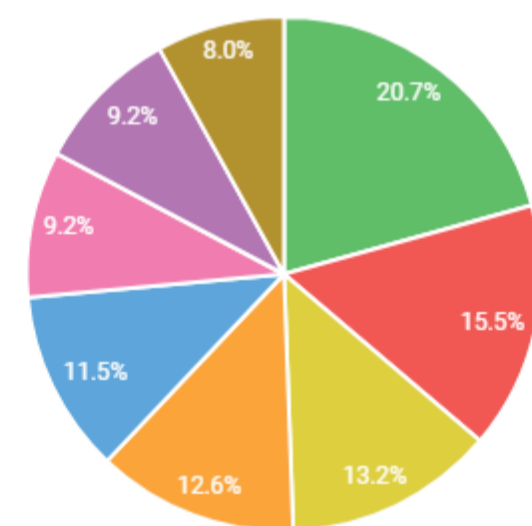
Arson



Number of Crimes

### TIME OF DAY

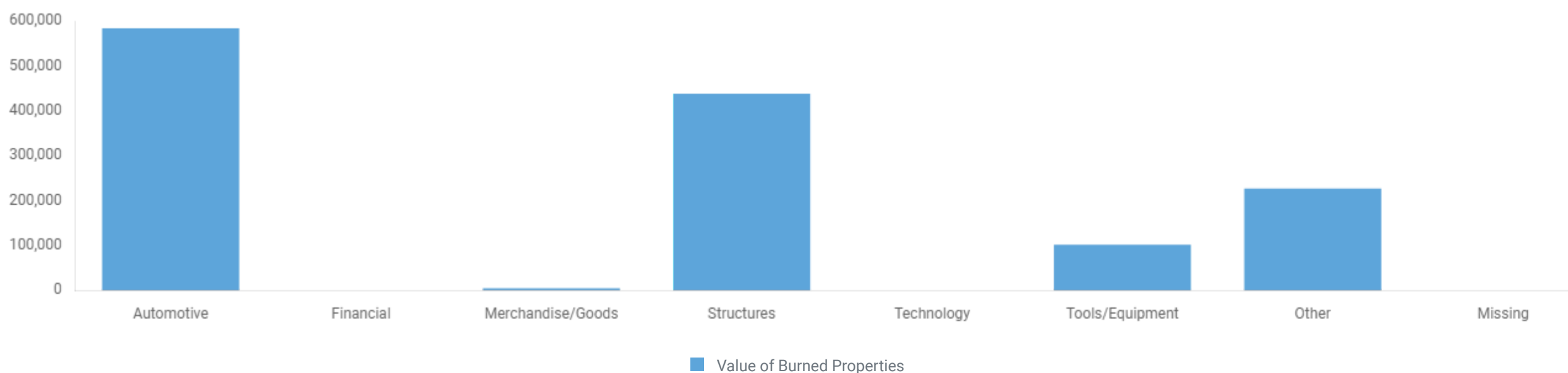
Arson



- 12:00am-2:59am
- 3:00pm-5:59pm
- 12:00pm-2:59pm
- 9:00pm-11:59pm
- 6:00pm-8:59pm
- 3:00am-5:59am
- 9:00am-11:59am
- 6:00am-8:59am

## VALUE OF BURNED PROPERTIES

Arson



Value of Burned Properties