

Property Crimes 2024

Mississippi

Focus is on those crimes where offenders take possession of another person's property by unlawful means.

These include Robbery, Burglary, Larceny/Theft, Fraud, Embezzlement, Extortion/Blackmail, Motor Vehicle Theft and Arson.

Total crimes reported: 34,162

PROPERTY CRIMES

Data Availability - Mississippi recently started collecting details about each individual incident, and not all agencies are currently reporting.

[List of agencies that submitted Property Crime data in 2024](#)

[List of agencies that submitted Property Crime data in 2023](#)

[Total number of Property Crime incidents by month for Mississippi in 2024](#)

Any updates to the data received prior to today are included in the charts. For further clarification, please contact the reporting agency.

ROBBERY



The taking, or attempting to take, anything of value under confrontational circumstances from the control, custody, or care of another person by force or threat of force or violence and/or putting the victim in fear or immediate harm.

Crimes: 377 Clearance Rate: 27.85%

A crime is cleared one of two ways: when at least one offender is arrested; or by exceptional means, when situations beyond law enforcement's control prevent the agency from arresting the offender (for example, the death of an offender).

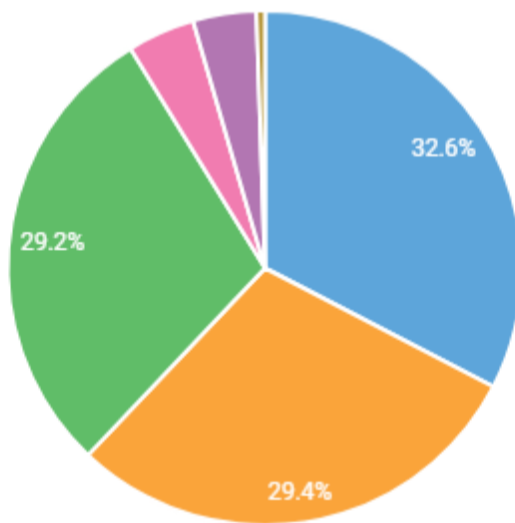
↓ -10.24%

Compared to 2023 *

* As the number of agencies reporting to the state increases, crime will appear higher, so all year-over-year comparisons should be treated with caution.

LOCATION

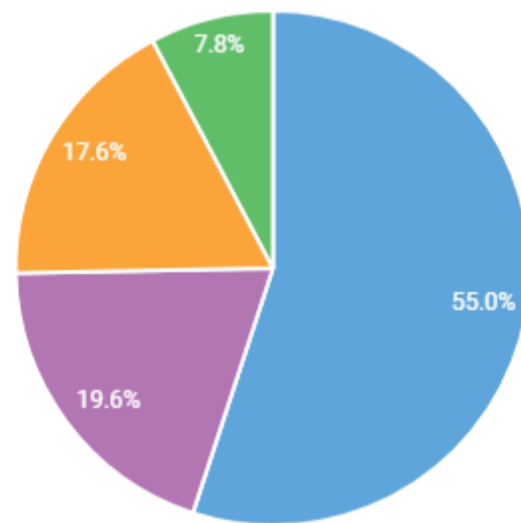
Top 5 location types for robbery offenses



Commercial Road/Parking/Camps Residence/Home
Government/Public Building and other All Others
Educational Facility

WEAPON USED

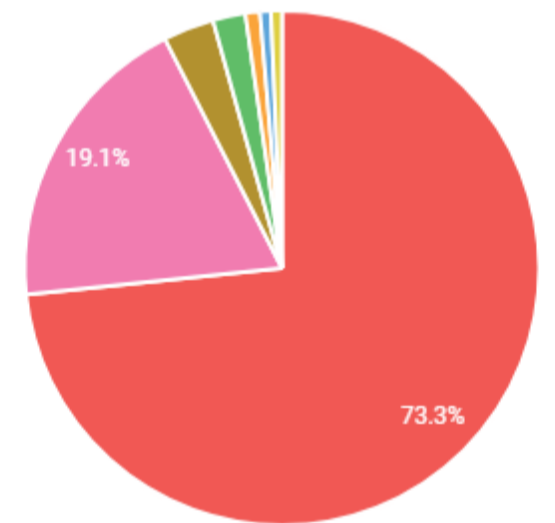
Top 5 weapons used to commit robbery



Firearms All Others
Personal Weapons (Hands, Fist, Feet, Arms, Teeth, Etc.)
Dangerous Weapons Motor Vehicle/Vessel
Asphyxiation (by Drowning, Strangulation, Suffocation, Gas)

VICTIM INJURY TYPE

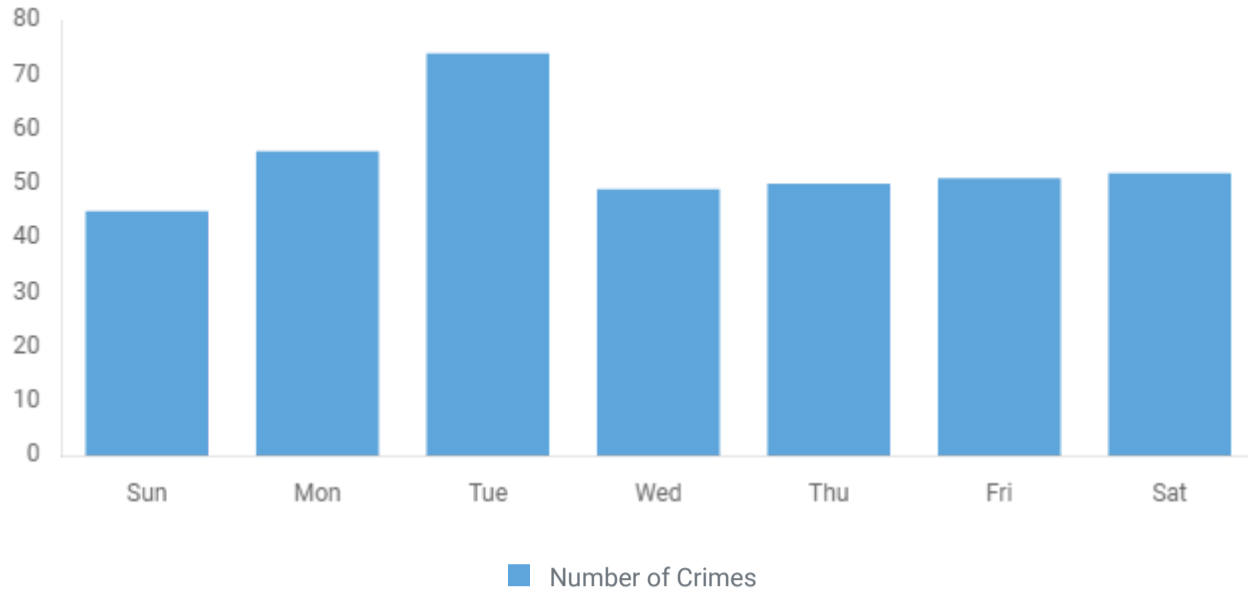
Injuries resulting from robbery



None Apparent Minor Injury Other Major Injury
Severe Laceration Possible Internal Injury
Apparent Broken Bones Unconsciousness
Loss of Teeth

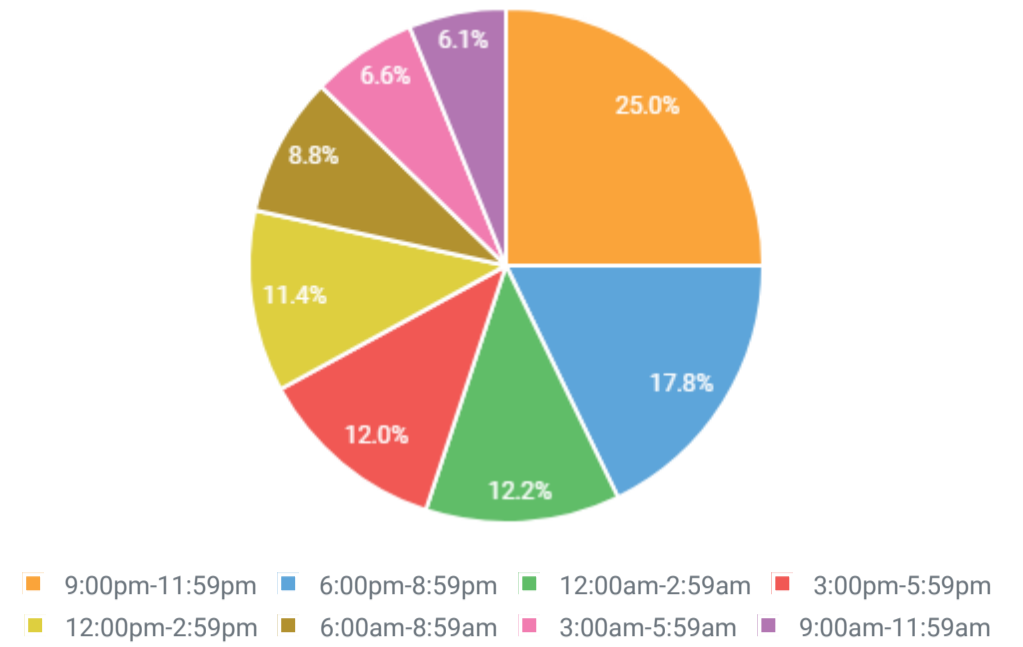
DAY OF THE WEEK

Robbery



TIME OF DAY

Robbery



BURGLARY

The unlawful entry into a building or other structure with the intent to commit a felony or a theft.

Crimes: 4,422 Clearance Rate: 12.96%

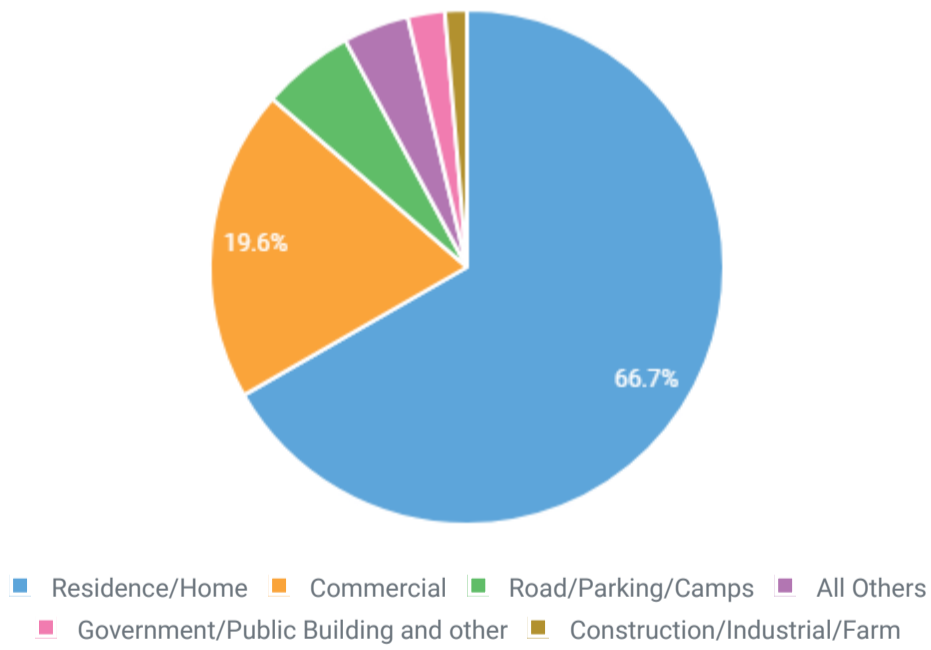
A crime is cleared one of two ways: when at least one offender is arrested; or by exceptional means, when situations beyond law enforcement's control prevent the agency from arresting the offender (for example, the death of an offender).

↓ -15.68%
Compared to 2023 *

* As the number of agencies reporting to the state increases, crime will appear higher, so all year-over-year comparisons should be treated with caution.

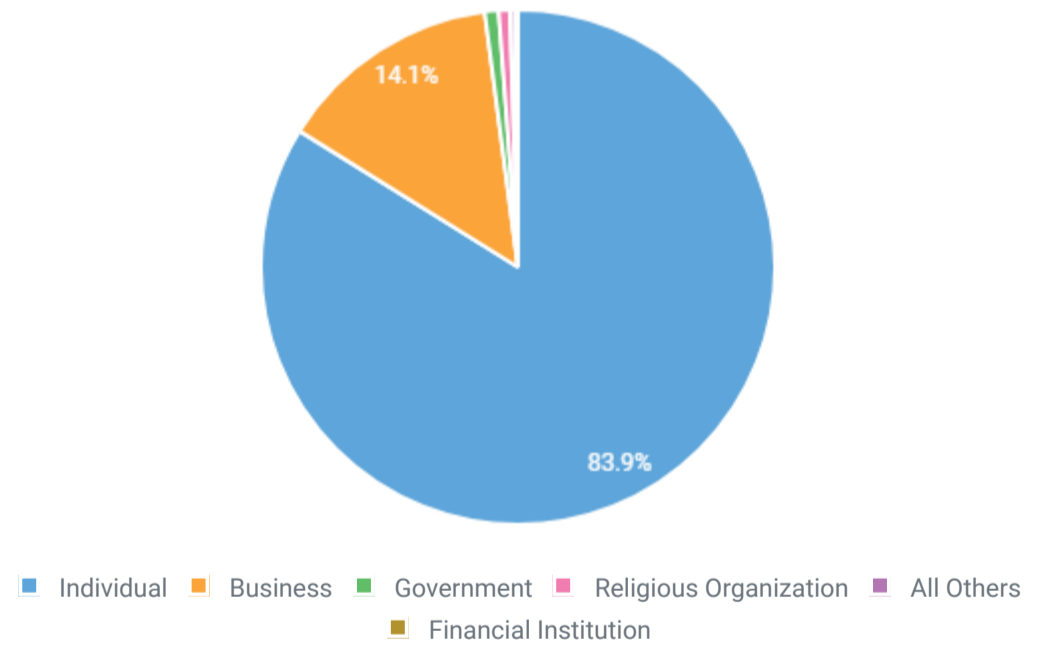
LOCATION

Top 5 location types for burglary offenses



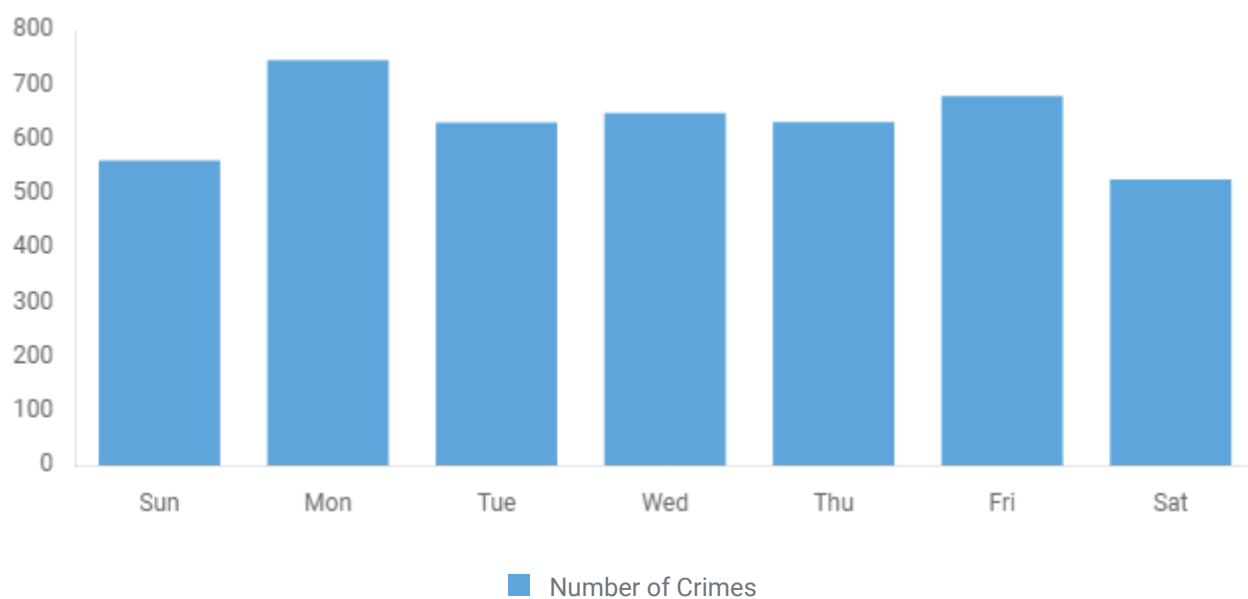
VICTIM TYPE

Victims of burglary offenses



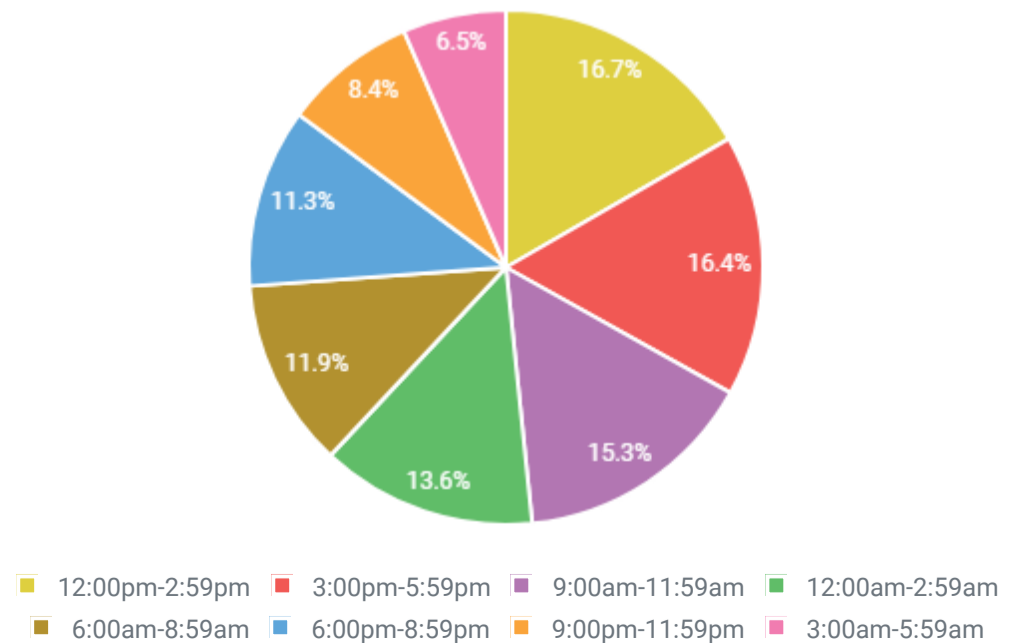
DAY OF THE WEEK

Burglary



TIME OF DAY

Burglary





LARCENY (THEFT)

The unlawful taking, carrying, leading, or riding away of property from the possession, or constructive possession, of another person.

Crimes: 20,819

Clearance Rate: 17.02%

A crime is cleared one of two ways: when at least one offender is arrested; or by exceptional means, when situations beyond law enforcement's control prevent the agency from arresting the offender (for example, the death of an offender).

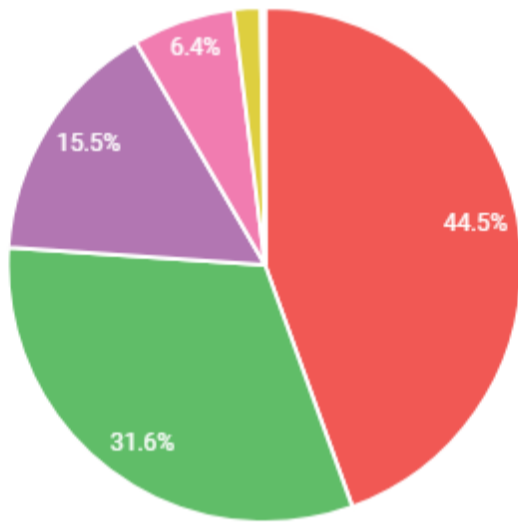
↓ -7.12%

Compared to 2023 *

* As the number of agencies reporting to the state increases, crime will appear higher, so all year-over-year comparisons should be treated with caution.

OFFENSE COMMITTED

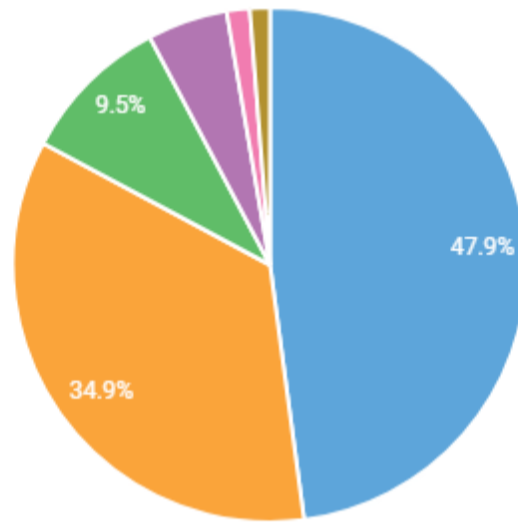
Offenses included in the theft category



- All Other Larceny
- Shoplifting
- Theft From Motor Vehicle
- Theft From Building
- Theft of Motor Vehicle Parts/Accessories
- Theft From Coin Operated Machine or Device
- Purse-snatching
- Pocket-picking

LOCATION

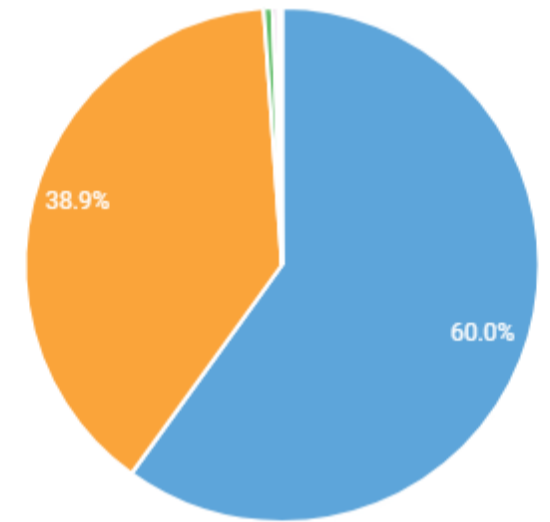
Top 5 location types for theft offenses



- Commercial
- Residence/Home
- Road/Parking/Camps
- All Others
- Government/Public Building and other
- Construction/Industrial/Farm

VICTIM TYPE

Victims of theft offenses



- Individual
- Business
- Government
- All Others
- Religious Organization
- Unknown



FRAUD

The intentional perversion of the truth for the purpose of inducing another person, or other entity, in reliance upon it to part with something of value or to surrender a legal right.

Crimes: 4,540

Clearance Rate: 12.60%

A crime is cleared one of two ways: when at least one offender is arrested; or by exceptional means, when situations beyond law enforcement's control prevent the agency from arresting the offender (for example, the death of an offender).

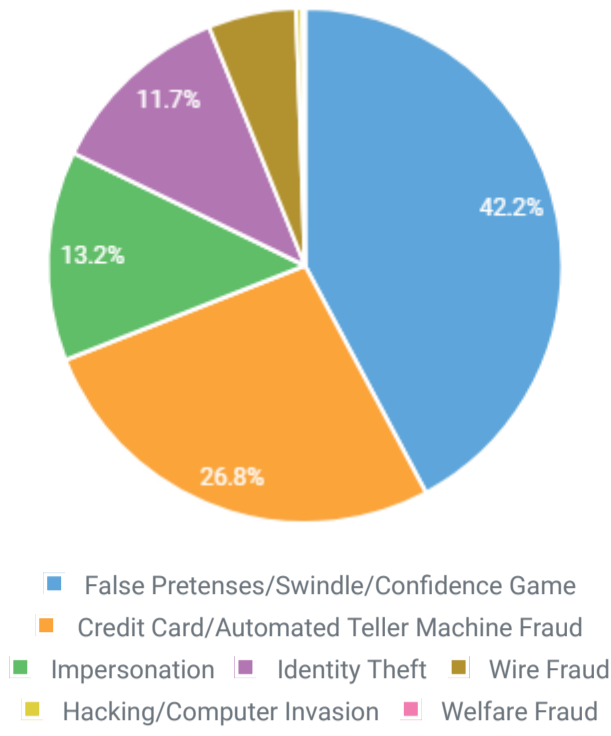
↓ -1.30%

Compared to 2023 *

* As the number of agencies reporting to the state increases, crime will appear higher, so all year-over-year comparisons should be treated with caution.

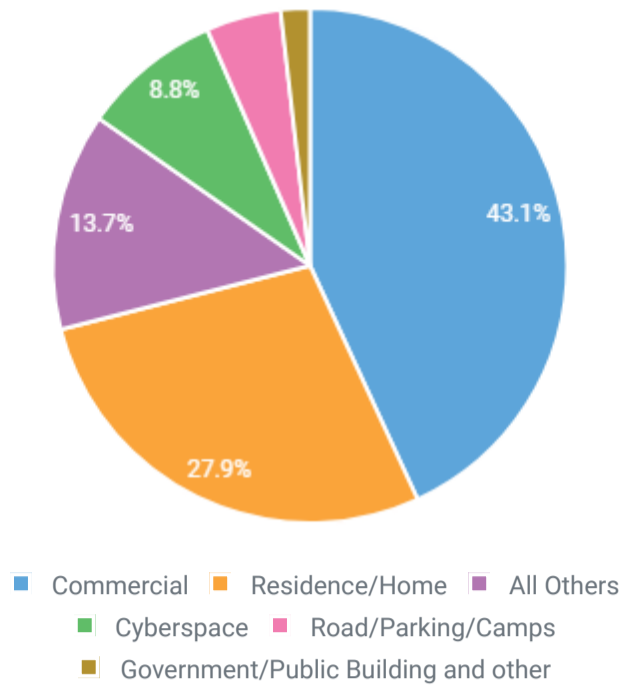
OFFENSE COMMITTED

Offenses included in the fraud category



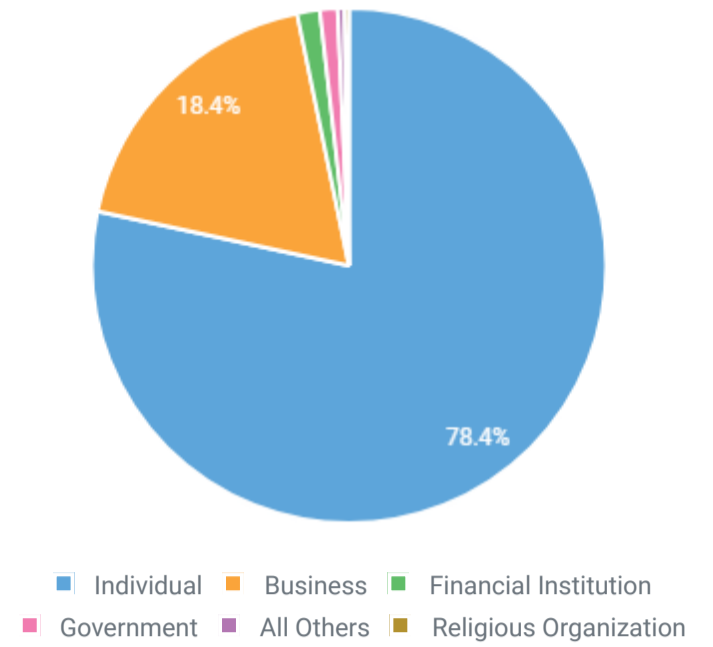
LOCATION

Top 5 location types for fraud offenses



VICTIM TYPE

Victims of fraud offenses



EMBEZZLEMENT

The unlawful misappropriation by an offender to his/her own use or purpose of money, property, or some other thing of value entrusted to his/her care, custody or control.

Crimes: 827 Clearance Rate: 35.19%

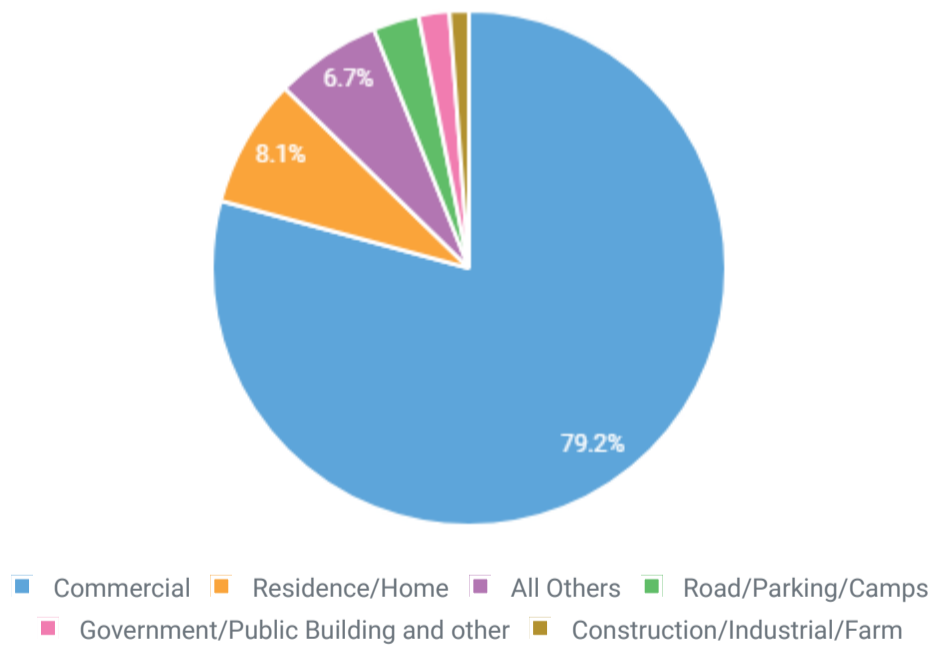
A crime is cleared one of two ways: when at least one offender is arrested; or by exceptional means, when situations beyond law enforcement's control prevent the agency from arresting the offender (for example, the death of an offender)

↓ -8.31%
Compared to 2023 *

* As the number of agencies reporting to the state increases, crime will appear higher, so all year-over-year comparisons should be treated with caution.

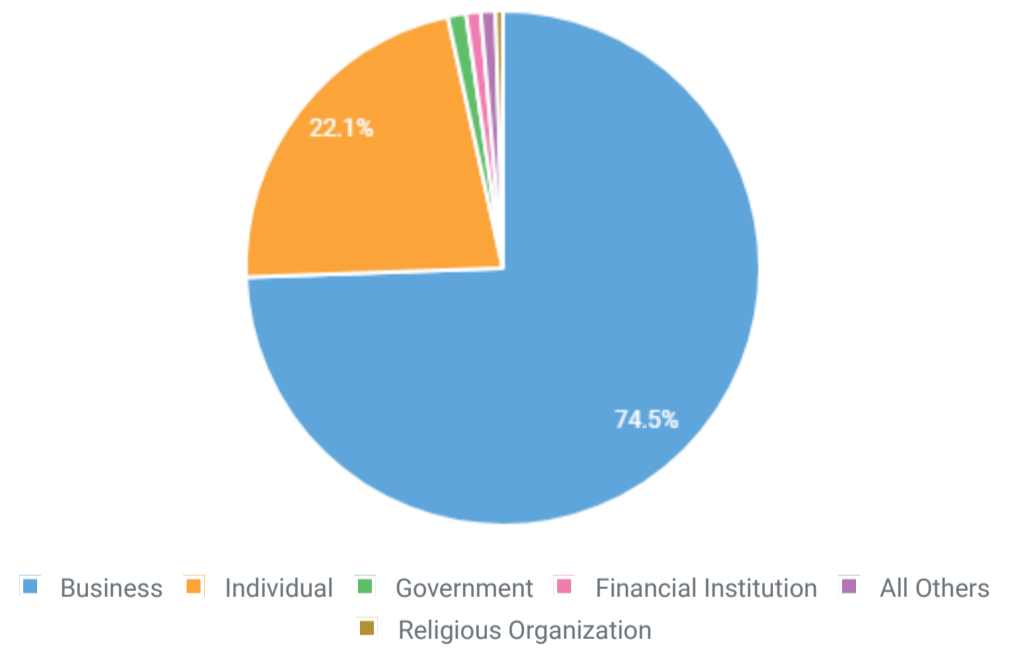
LOCATION

Top 5 location types for embezzlement offenses



VICTIM TYPE

Victims of embezzlement offenses



EXTORTION/BLACKMAIL



To unlawfully obtain money, property or any other thing of value, either tangible or intangible, through the use or threat of force, misuse of authority, threat of criminal prosecution, threat of destruction of reputation or social standing, or through other coercive means.

Crimes: 98 Clearance Rate: 7.14%

A crime is cleared one of two ways: when at least one offender is arrested; or by exceptional means, when situations beyond law enforcement's control prevent the agency from arresting the offender (for example, the death of an offender).

↓ -10.91%

Compared to 2023 *

* As the number of agencies reporting to the state increases, crime will appear higher, so all year-over-year comparisons should be treated with caution.

VALUE OF STOLEN PROPERTY - EXCLUDING MOTOR VEHICLES

Stolen and Recovered by Property Type



MOTOR VEHICLE THEFT

The theft of a motorized vehicle.



Crimes: 2,907 Clearance Rate: 10.87%

A crime is cleared one of two ways: when at least one offender is arrested; or by exceptional means, when situations beyond law enforcement's control prevent the agency from arresting the offender (for example, the death of an offender).

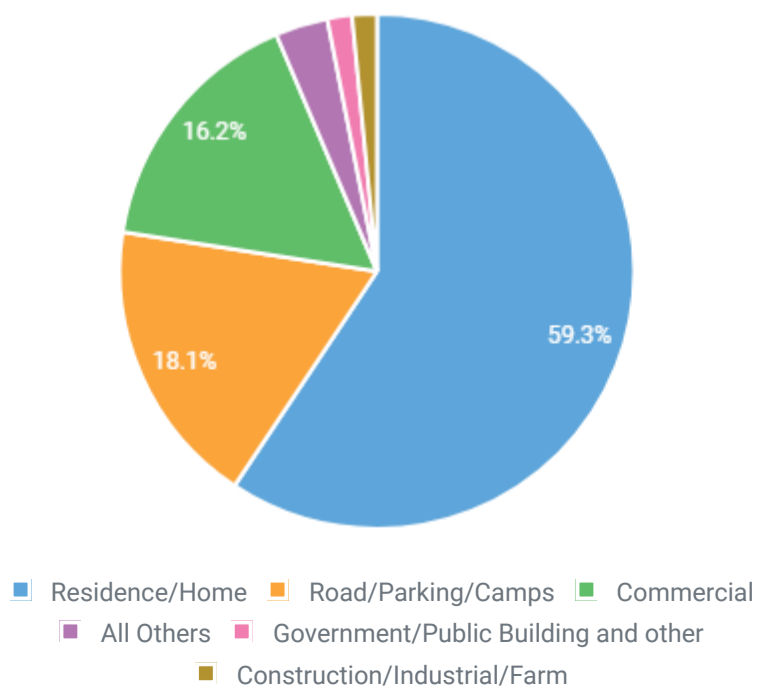
↓ -18.34%

Compared to 2023 *

* As the number of agencies reporting to the state increases, crime will appear higher, so all year-over-year comparisons should be treated with caution.

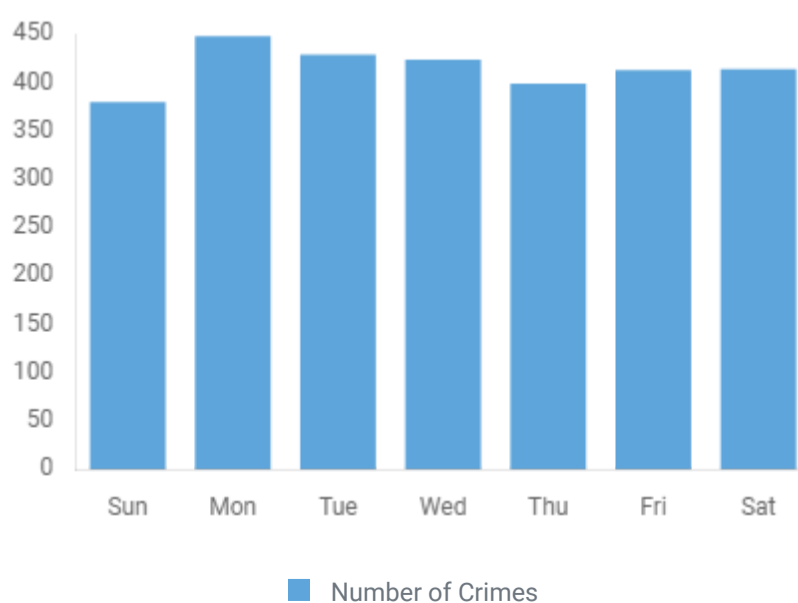
LOCATION

Top 5 location types for motor vehicle theft



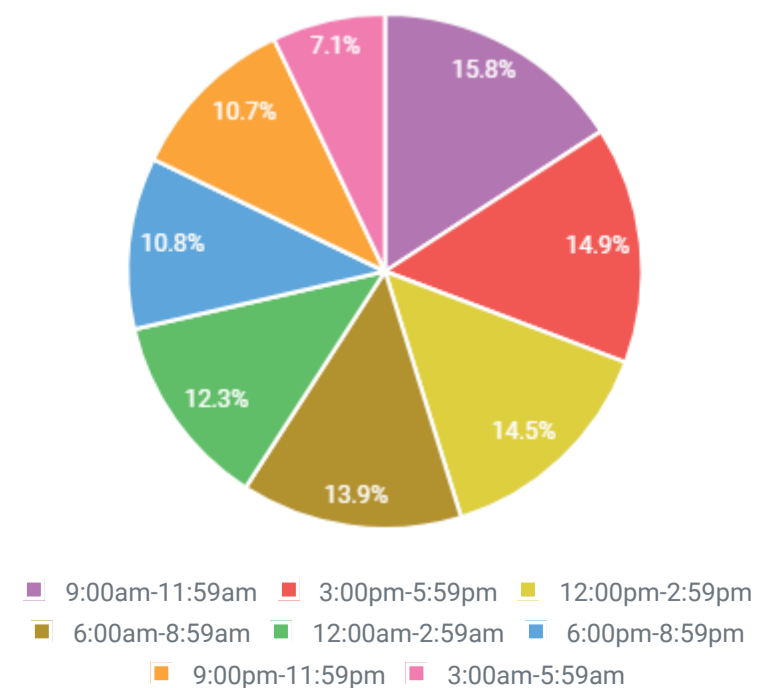
DAY OF WEEK

Motor Vehicle Theft



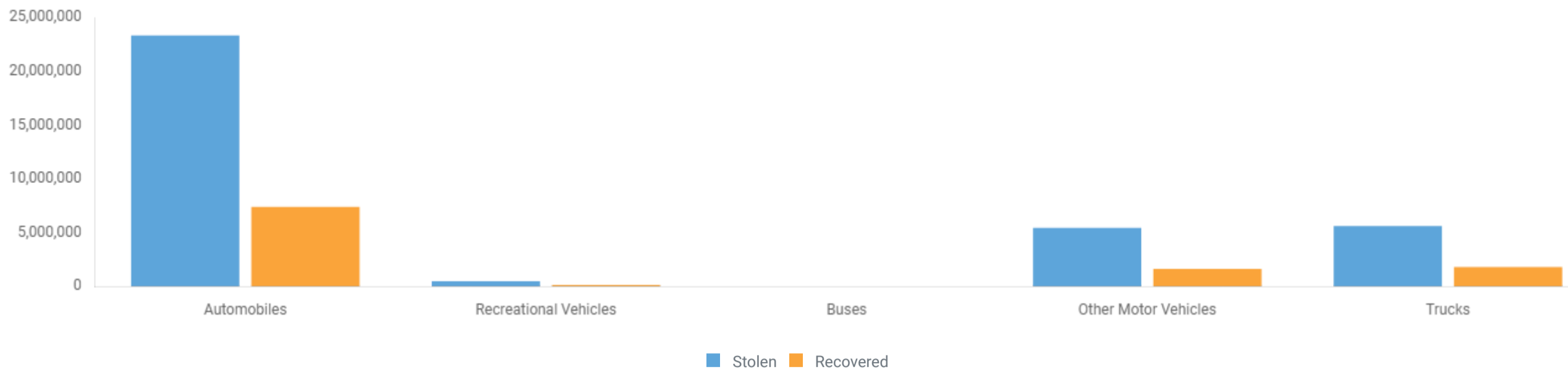
TIME OF DAY

Motor Vehicle Theft



VALUE OF STOLEN VEHICLES

Stolen and Recovered by Vehicle Type



ARSON

To unlawfully and intentionally damage or attempt to damage any real or personal property by fire or incendiary device.

Crimes: 172

Clearance Rate: 25%

A crime is cleared one of two ways: when at least one offender is arrested; or by exceptional means, when situations beyond law enforcement's control prevent the agency from arresting the offender (for example, the death of an offender).

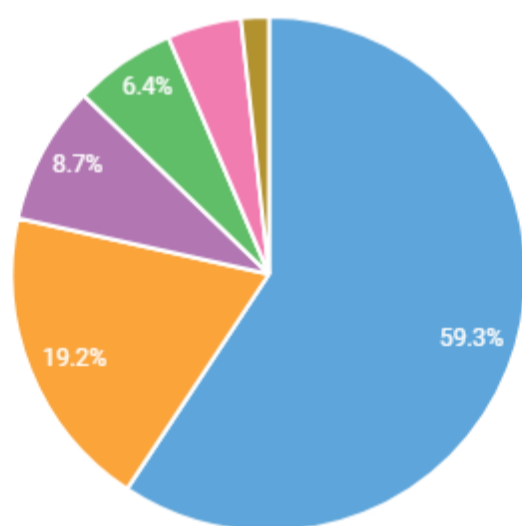
↓ -1.71%

Compared to 2023 *

* As the number of agencies reporting to the state increases, crime will appear higher, so all year-over-year comparisons should be treated with caution.

LOCATION

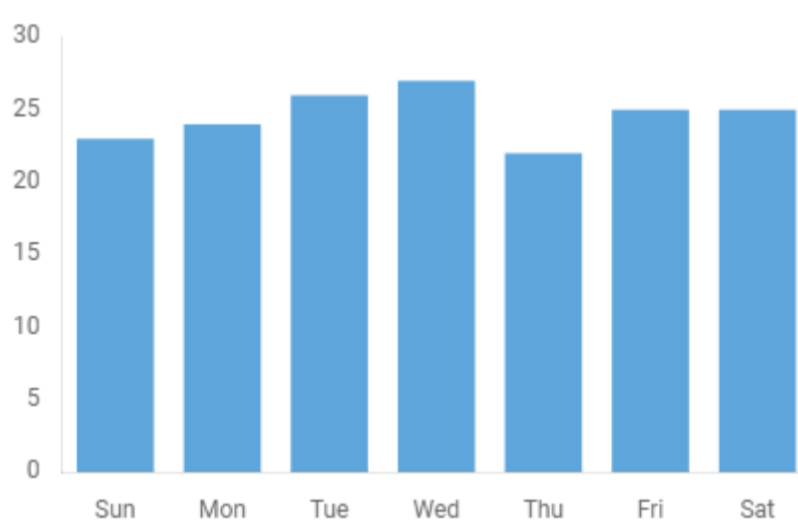
Arson



■ Residence/Home ■ Road/Parking/Camps ■ All Others
 ■ Commercial ■ Government/Public Building and other
 ■ Educational Facility

DAY OF THE WEEK

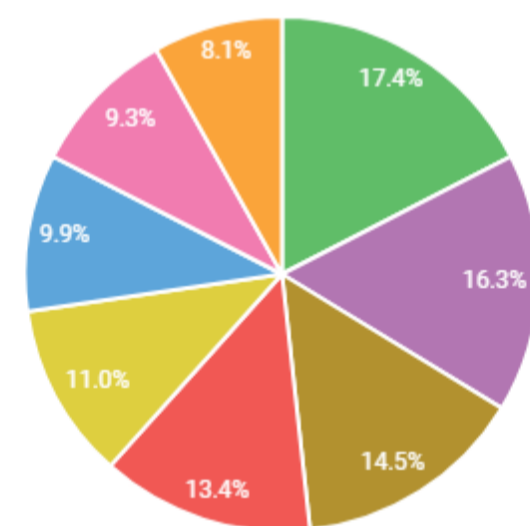
Arson



■ Number of Crimes

TIME OF DAY

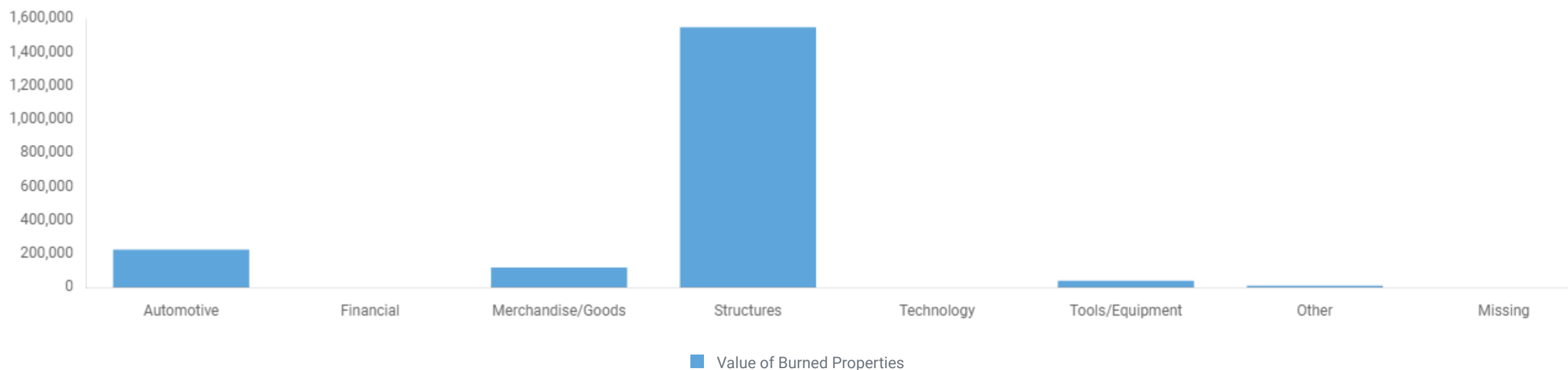
Arson



■ 12:00am-2:59am ■ 9:00am-11:59am ■ 6:00am-8:59am
 ■ 3:00pm-5:59pm ■ 12:00pm-2:59pm ■ 6:00pm-8:59pm
 ■ 3:00am-5:59am ■ 9:00pm-11:59pm

VALUE OF BURNED PROPERTIES

Arson



■ Value of Burned Properties