

Society Crimes 2024

Mississippi

Crimes Against Society represent society's prohibition against engaging in certain types of activity; they are typically victimless crimes in which property is not the object.

SOCIETY CRIMES

Data Availability - Mississippi recently started collecting details about each individual incident, and not all agencies are currently reporting.

[List of agencies that submitted Society Crime data in 2024](#)

[List of agencies that submitted Society Crime data in 2023](#)

[Total number of Society Crime incidents by month for Mississippi in 2024](#)

Any updates to the data received prior to today are included in the charts. For further clarification, please contact the reporting agency.

SOCIETY CRIME

Society Crime consists of Drug Offenses, Weapon Offenses, Gambling Offenses, Prostitution, Pornography/Obscene Material and Animal Cruelty.

Crimes: 17,780

Arrests: 12,787

Clearance Rate: 75.81%

A crime is cleared one of two ways: when at least one offender is arrested; or by exceptional means, when situations beyond law enforcement's control prevent the agency from arresting the offender (for example, the death of an offender).

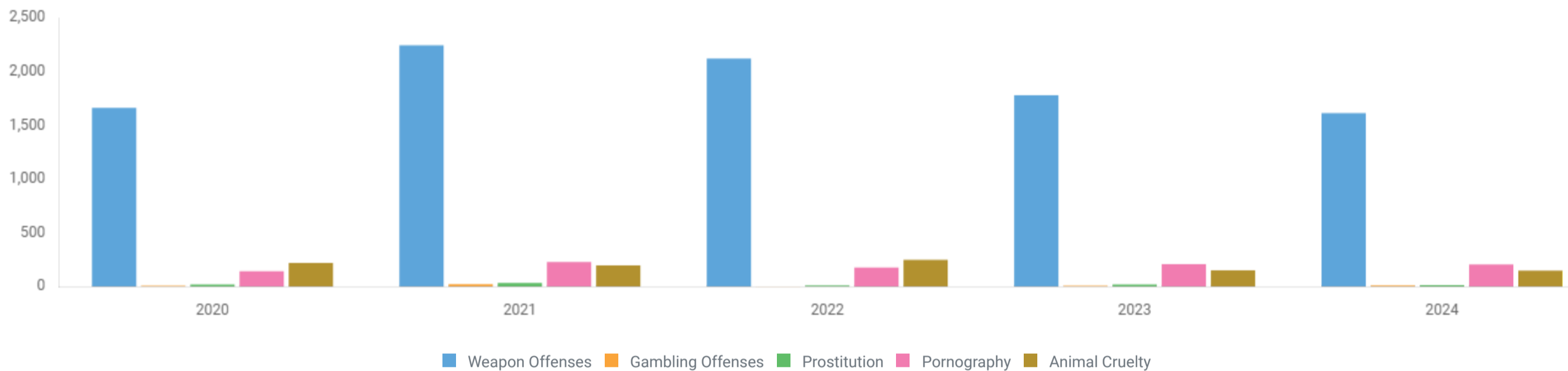
↓ -4.01%

Compared to 2023 *

* As the number of agencies reporting to the state increases, crime will appear higher, so all year-over-year comparisons should be treated with caution.

SOCIETY CRIME – EXCLUDING DRUG OFFENSES

Trend



DRUG OFFENSES

The violation of laws prohibiting the production, distribution, and/or use of certain controlled substances and the equipment or devices utilized in their preparation and/or use.

This is broken into Drug/Narcotics Violations, relating to controlled drug or narcotics; and Drug Equipment Violations, relating to equipment or devices utilized in preparing and/or using these substances.

Crimes: 15,787

Arrests: 11,964

Clearance Rate: 77.96%

All arrests related to drug crime are counted, regardless of the actual offense(s) for which the arrestee has been charged.

The crimes and arrests numbers may be less than the sum of the two offenses below, as a single crime may consist of multiple offenses.



DRUG/NARCOTICS VIOLATIONS

The unlawful cultivation, manufacture, distribution, sale, purchase, use, possession, transportation, or importation of any controlled drug or narcotic substance.

Crimes: 10,485 Arrests: 9,173 Clearance Rate: 76.95%

All arrests related to these crimes are counted, regardless of the actual offense(s) for which the arrestee has been charged.

↓ -5.71%
Compared to 2023 *

* As the number of agencies reporting to the state increases, crime will appear higher, so all year-over-year comparisons should be treated with caution.



DRUG EQUIPMENT VIOLATIONS

The unlawful manufacture, sale, purchase, possession, or transportation of equipment or devices utilized in preparing and/or using drugs or narcotics.

Crimes: 5,302 Arrests: 4,833 Clearance Rate: 79.95%

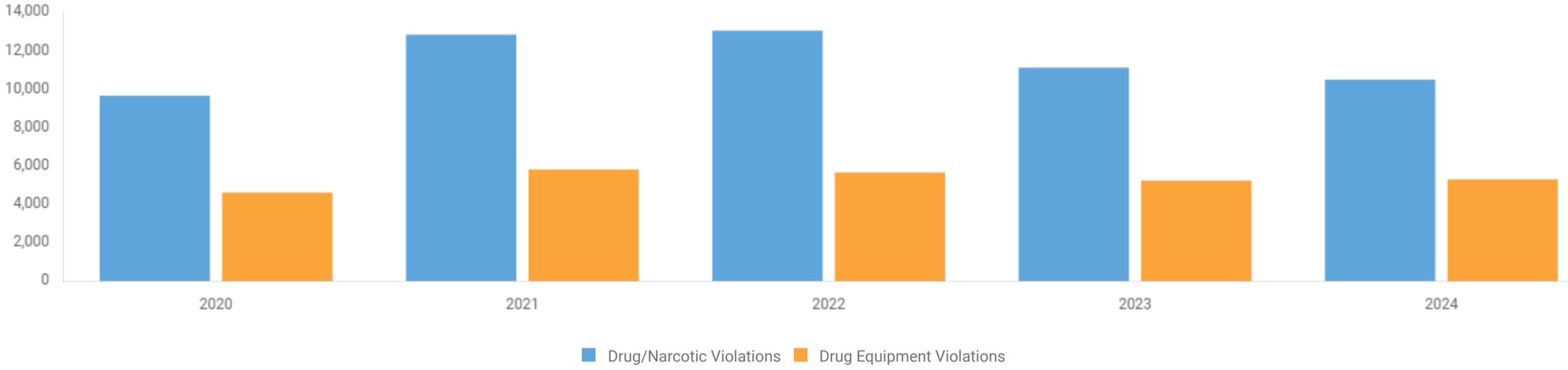
All arrests related to drug equipment violations are counted, regardless of the actual offense(s) for which the arrestee has been charged.

↑ 1.34%
Compared to 2023 *

* As the number of agencies reporting to the state increases, crime will appear higher, so all year-over-year comparisons should be treated with caution.

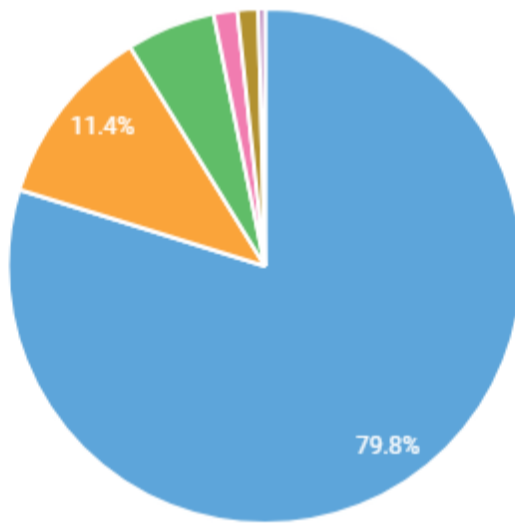
DRUG OFFENSES

Trend



CRIMINAL ACTIVITY TYPE

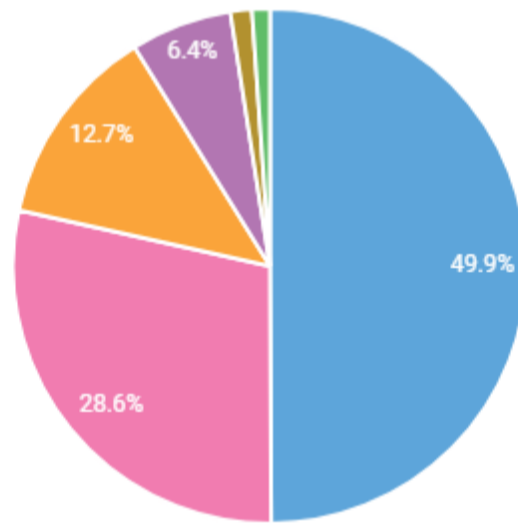
Drug/Narcotics Violations



- Possessing/Concealing
- Using/Consuming
- Distributing/Selling
- Transporting/Transmitting/Importing
- Buying/Receiving
- All Others

SEIZED DRUG TYPE

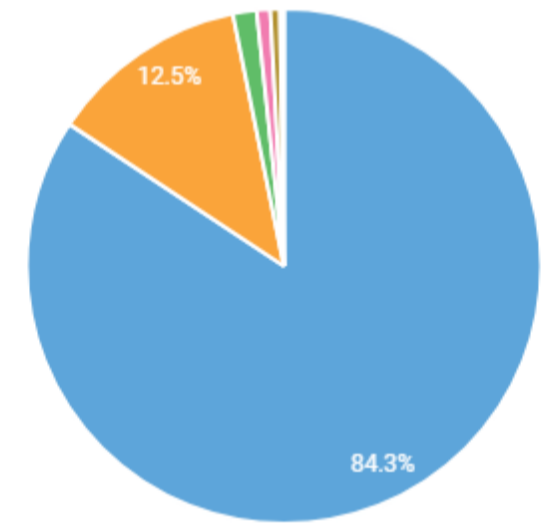
Number of Drug Incidents



- Marijuana/Hashish
- Stimulants
- Narcotics
- All Others
- Hallucinogens
- Depressants

CRIMINAL ACTIVITY TYPE

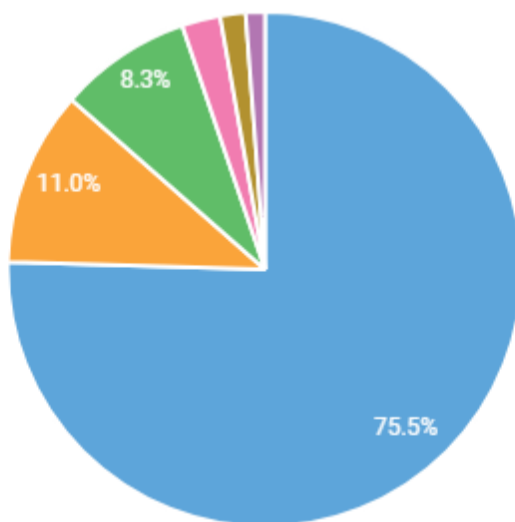
Drug Equipment Violations



- Possessing/Concealing
- Using/Consuming
- Buying/Receiving
- Transporting/Transmitting/Importing
- Distributing/Selling
- All Others

LOCATION

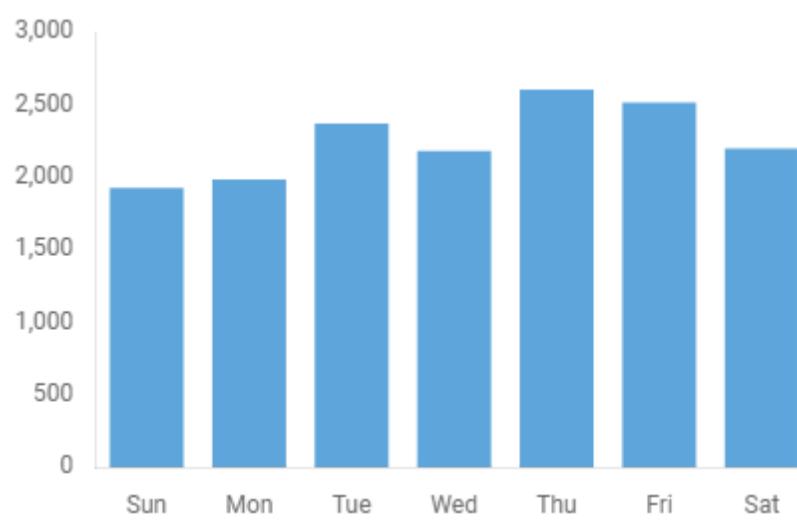
All Drug Offenses Combined



- Road/Parking/Camps
- Residence/Home
- Commercial
- Government/Public Building and other
- Educational Facility
- All Others

DAY OF THE WEEK

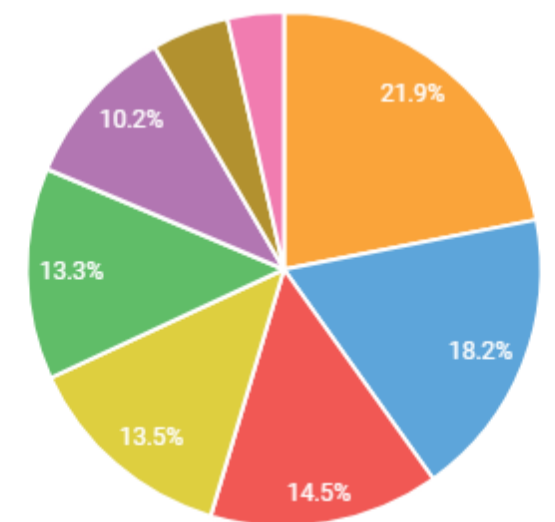
All Drug Offenses Combined



- Number of Crimes

TIME OF DAY

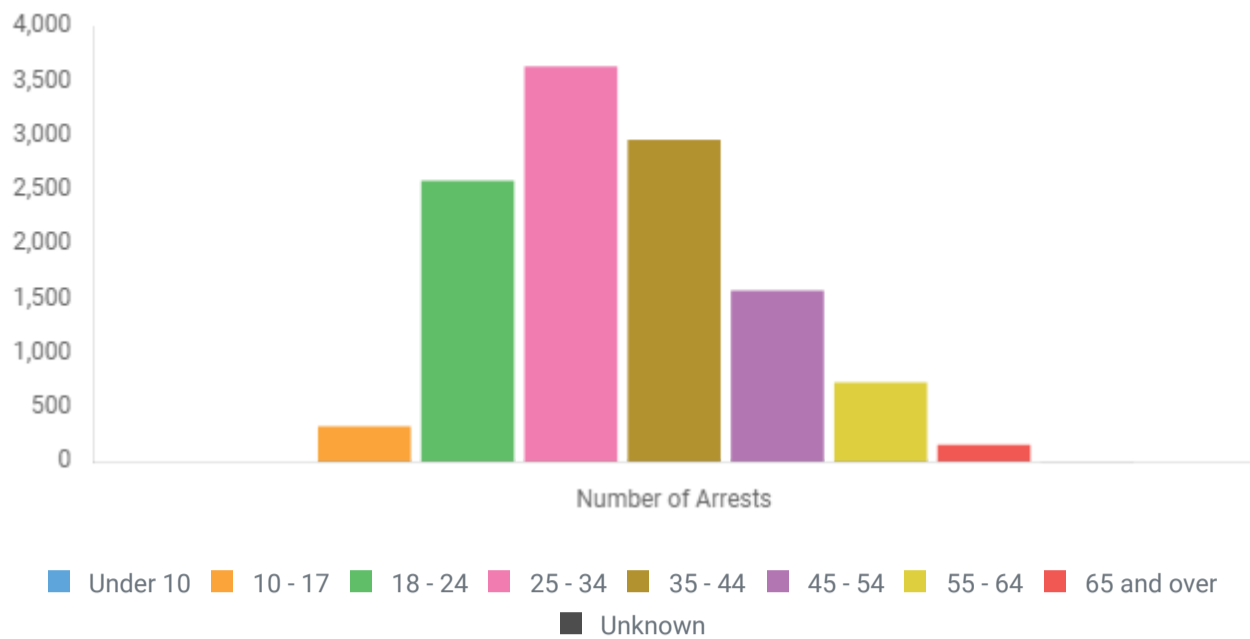
All Drug Offenses Combined



- 9:00pm-11:59pm
- 6:00pm-8:59pm
- 3:00pm-5:59pm
- 12:00pm-2:59pm
- 12:00am-2:59am
- 9:00am-11:59am
- 6:00am-8:59am
- 3:00am-5:59am

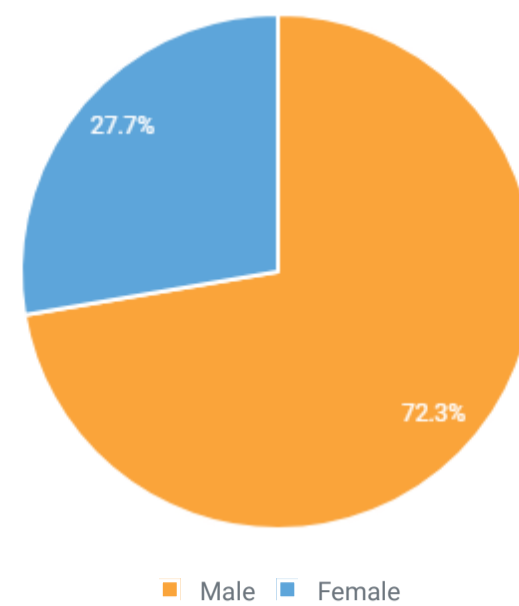
ARRESTEE AGE

All Drug Offenses Combined



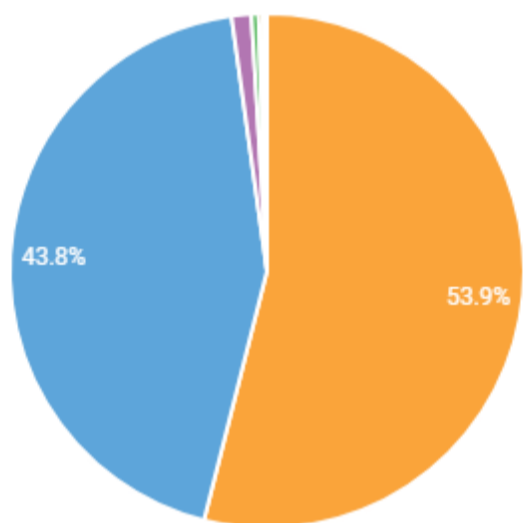
ARRESTEE SEX

All Drug Offenses Combined



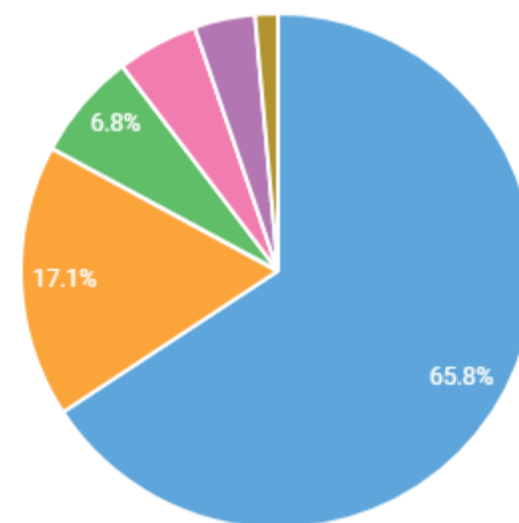
ARRESTEE RACE

All Drug Offenses Combined



COMBINED DRUG OFFENSES - ARRESTEE WEAPON

10,543 Unarmed arrestees excluded



WEAPON OFFENSES

The violation of laws or ordinances prohibiting the manufacture, sale, purchase, transportation, possession, concealment, or use of firearms, cutting instruments, explosives, incendiary devices, or other deadly weapons.

Crimes: 1,616 Arrests: 1,308 Clearance Rate: 67.14%

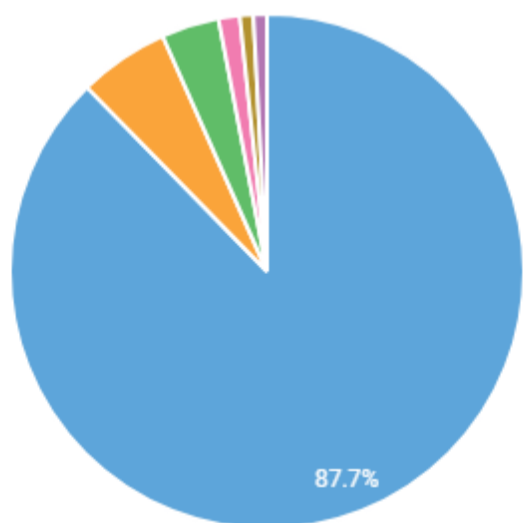
All arrests related to weapons law violations are counted, regardless of the actual offense(s) for which the arrestee has been charged.

↓ -9.32%
Compared to 2023 *

* As the number of agencies reporting to the state increases, crime will appear higher, so all year-over-year comparisons should be treated with caution.

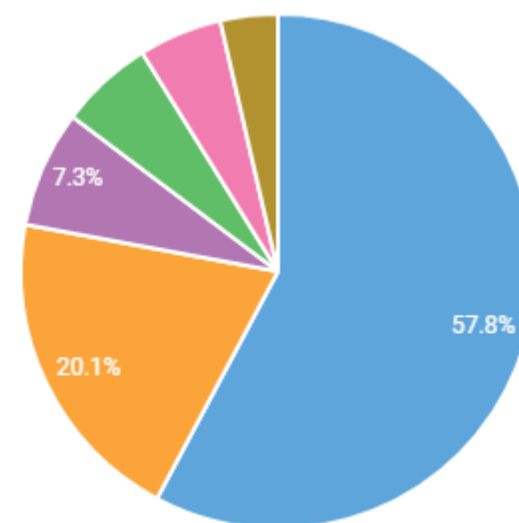
CRIMINAL ACTIVITY TYPE

Weapon Offenses



WEAPON USED

Weapon Offenses

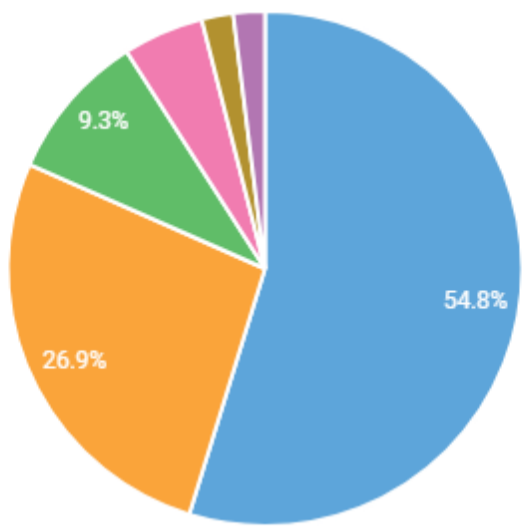


■ Possessing/Concealing ■ Using/Consuming ■ Operating/Promoting/Assisting
■ Buying/Receiving ■ Distributing/Selling ■ All Others

■ Handgun ■ Firearm (Type Not Stated) ■ All Others ■ Rifle
■ Knife/Cutting Instrument (Icepick, Ax, Etc.) ■ Other

LOCATION

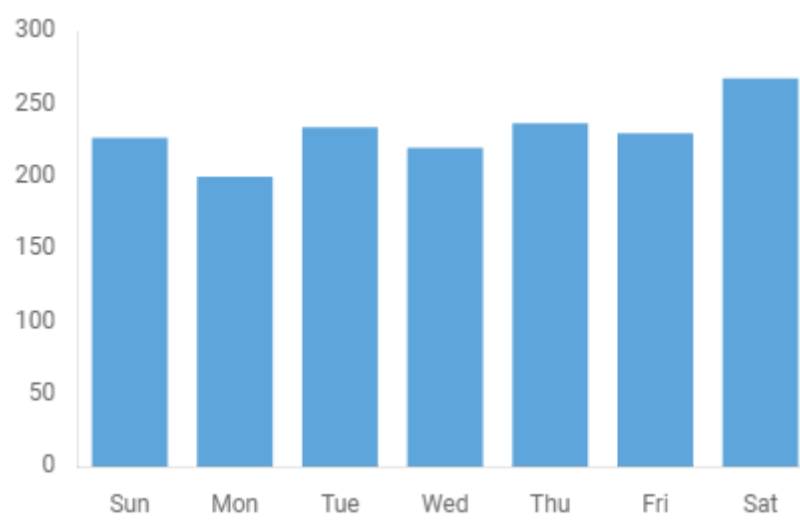
Weapon Offenses



- Road/Parking/Camps
- Residence/Home
- Commercial
- Educational Facility
- Government/Public Building and other
- All Others

DAY OF THE WEEK

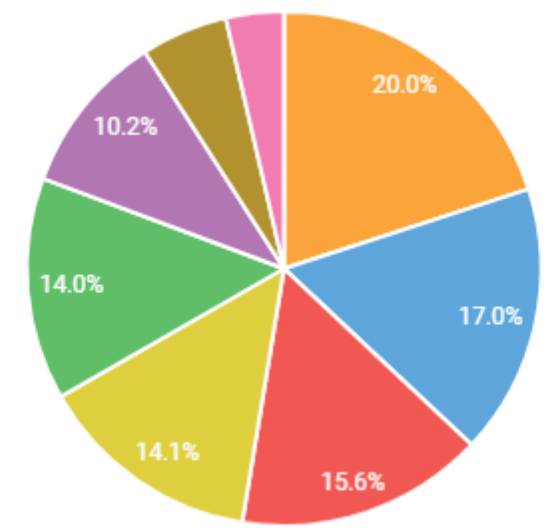
Weapon Offenses



- Number of Crimes

TIME OF DAY

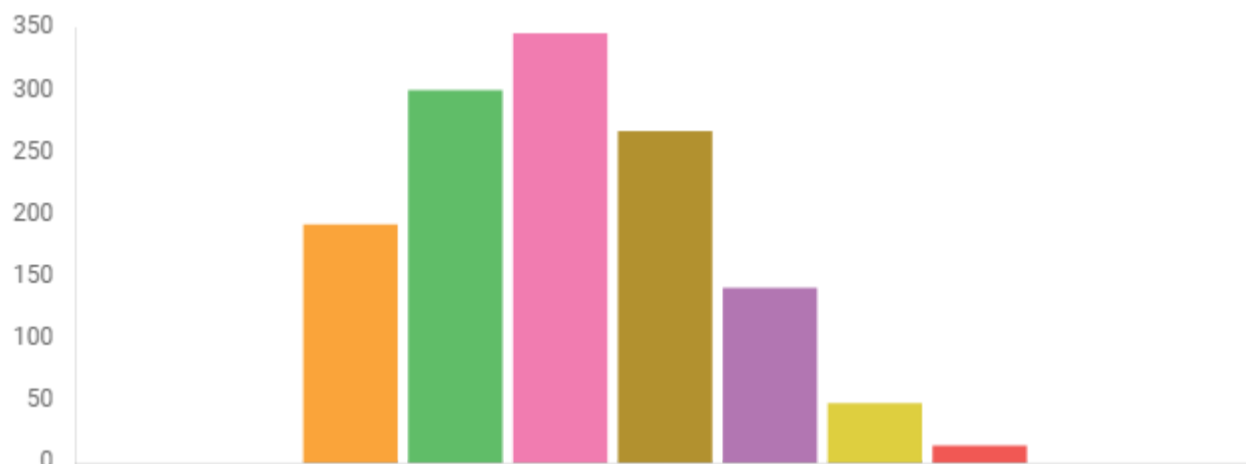
Weapon Offenses



- 9:00pm-11:59pm
- 6:00pm-8:59pm
- 3:00pm-5:59pm
- 12:00pm-2:59pm
- 12:00am-2:59am
- 9:00am-11:59am
- 6:00am-8:59am
- 3:00am-5:59am

ARRESTEE AGE

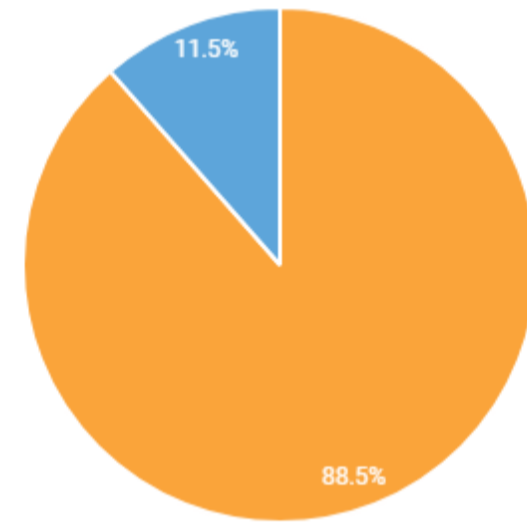
Weapon Offenses



- Under 10
- 10 - 17
- 18 - 24
- 25 - 34
- 35 - 44
- 45 - 54
- 55 - 64
- 65 and over
- Unknown

ARRESTEE SEX

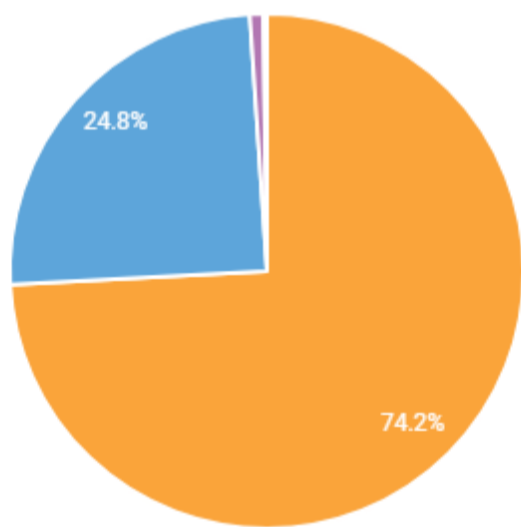
Weapon Offenses



- Male
- Female

ARRESTEE RACE

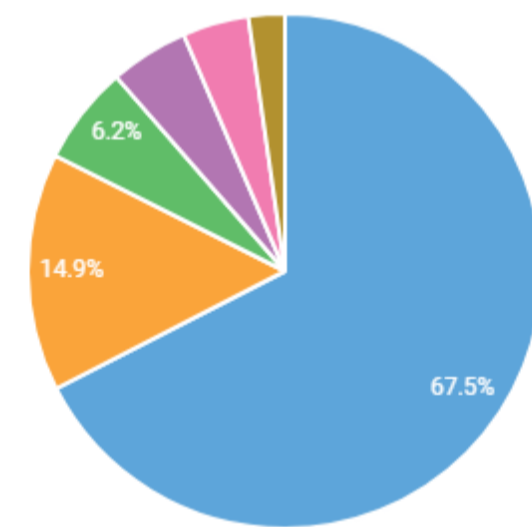
Weapon Offenses



- Black or African American
- White
- Unknown
- Asian
- American Indian or Alaska Native
- Native Hawaiian or Other Pacific Islander

WEAPON OFFENSES - ARRESTEE WEAPON

538 Unarmed arrestees excluded



- Handgun
- Firearm (Type Not Stated)
- Rifle
- All Others
- Lethal Cutting Instrument (Icepick, Ax, etc.)
- Handgun-Automatic



GAMBLING OFFENSES

To unlawfully bet or wager money or something else of value; assist, promote, or operate a game of chance for money or some other stake; possess or transmit wagering information; manufacture, sell, purchase, possess, or transport gambling equipment, devices or goods; or tamper with the outcome of a sporting event or contest to gain a gambling advantage.

Crimes: 10 Arrests: 18 Clearance Rate: 90%

All arrests related to gambling offenses are counted, regardless of the actual offense(s) for which the arrestee has been charged.

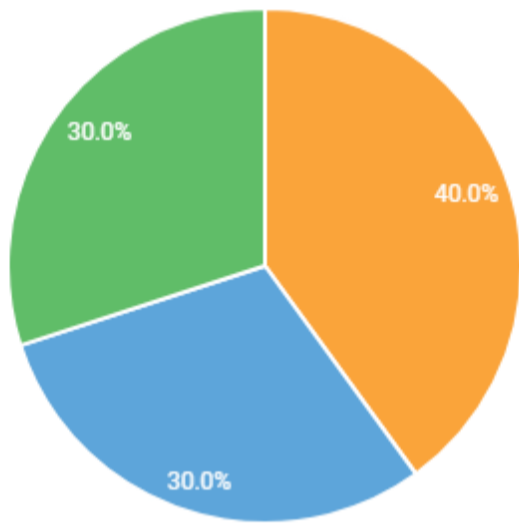
↑ 42.86%

Compared to 2023 *

* As the number of agencies reporting to the state increases, crime will appear higher, so all year-over-year comparisons should be treated with caution.

OFFENSE COMMITTED

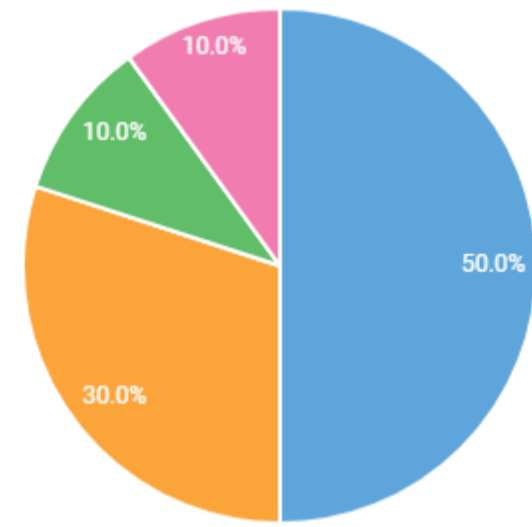
Gambling Offenses



■ Operating/Promoting/Assisting Gambling
 ■ Betting/Wagering
 ■ Gambling Equipment Violations
■ Sports Tampering

LOCATION

Gambling Offenses



■ Commercial
 ■ Government/Public Building and other
 ■ Residence/Home
■ Construction/Industrial/Farm
■ Educational Facility
■ All Others

DAY OF THE WEEK

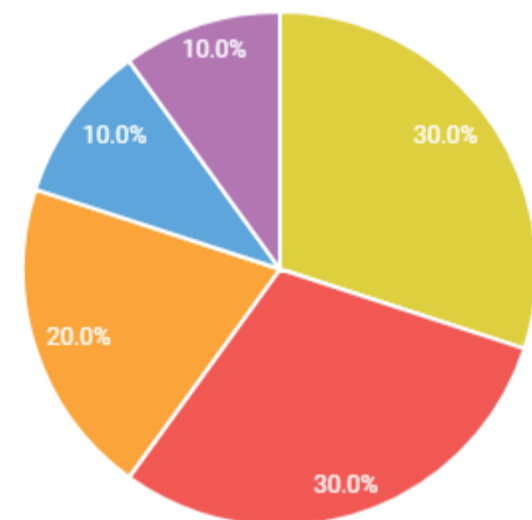
Gambling Offenses



■ Number of Crimes

TIME OF DAY

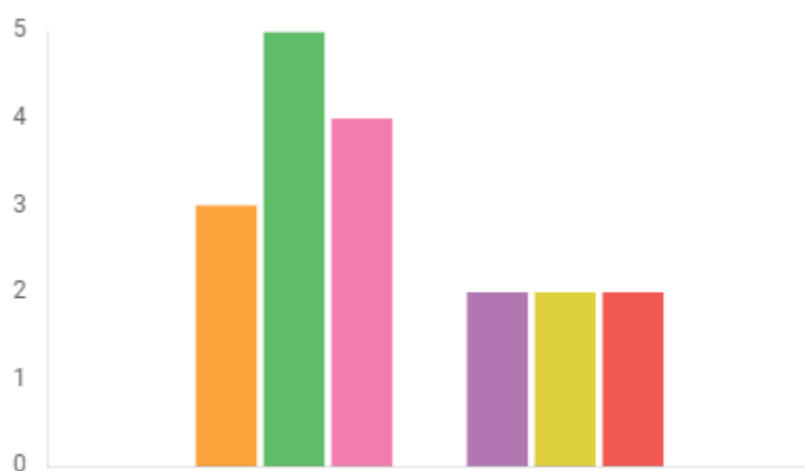
Gambling Offenses



■ 12:00pm-2:59pm
 ■ 3:00pm-5:59pm
 ■ 9:00pm-11:59pm
 ■ 6:00pm-8:59pm
■ 9:00am-11:59am
■ 12:00am-2:59am
■ 3:00am-5:59am
■ 6:00am-8:59am

ARRESTEE AGE

Gambling Offenses

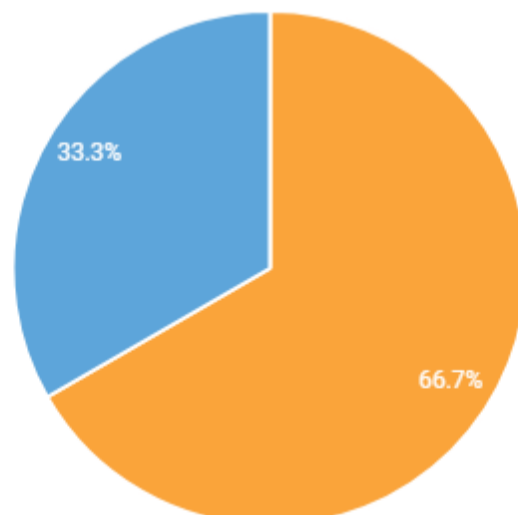


Number of Arrests

■ Under 10
■ 10 - 17
■ 18 - 24
■ 25 - 34
■ 35 - 44
■ 45 - 54
■ 55 - 64
■ 65 and over
■ Unknown

ARRESTEE SEX

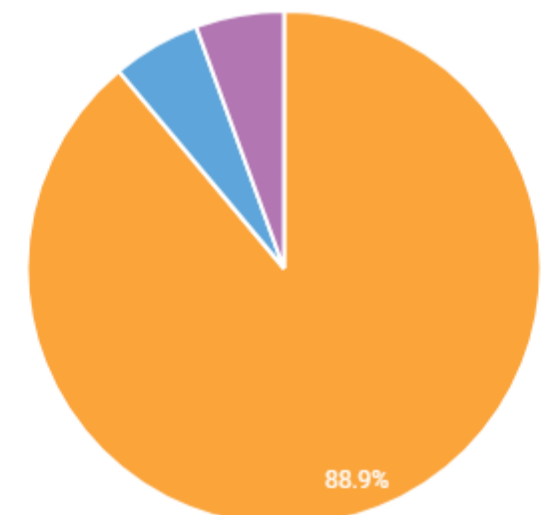
Gambling Offenses



■ Male ■ Female

ARRESTEE RACE

Gambling Offenses



■ Black or African American
■ White
■ Unknown
■ American Indian or Alaska Native
■ Asian
■ Native Hawaiian or Other Pacific Islander



PROSTITUTION OFFENSES

To unlawfully engage in or promote sexual activities for anything of value; to solicit customers or transport persons for prostitution purposes; to own, manage, or operate a dwelling or other establishment for the purpose of providing a place where prostitution is performed, or to otherwise assist or promote prostitution; to purchase or trade anything of value for commercial sex acts.

Crimes: 13 Arrests: 9 Clearance Rate: 53.85%

All arrests related to prostitution are counted, regardless of the actual offense(s) for which the arrestee has been charged.

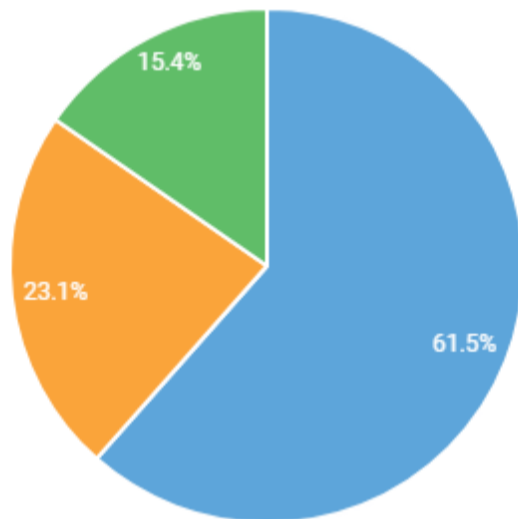
↓ -35.00%

Compared to 2023 *

* As the number of agencies reporting to the state increases, crime will appear higher, so all year-over-year comparisons should be treated with caution.

OFFENSE COMMITTED

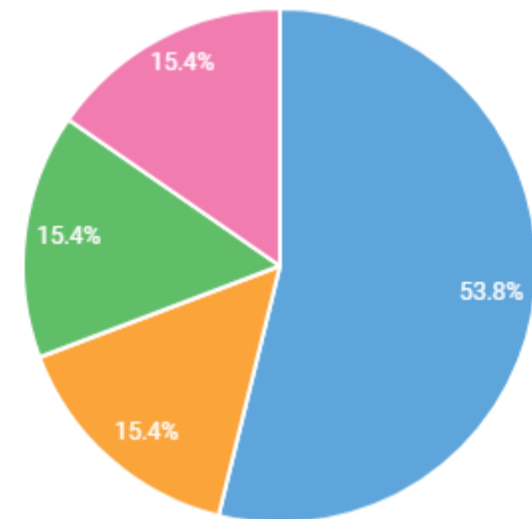
Prostitution Offenses



■ Prostitution ■ Assisting or Promoting Prostitution ■ Purchasing Prostitution

LOCATION

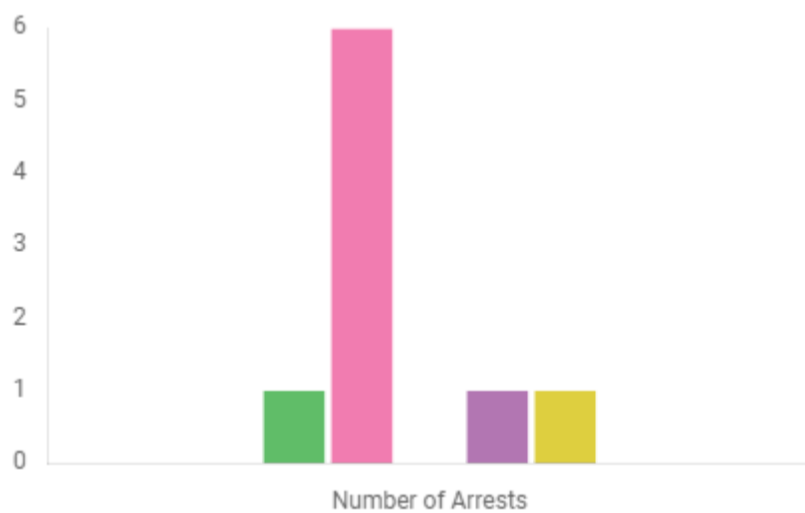
Prostitution Offenses



■ Commercial ■ Residence/Home ■ Government/Public Building and other
■ Road/Parking/Camps ■ Educational Facility ■ All Others

ARRESTEE AGE

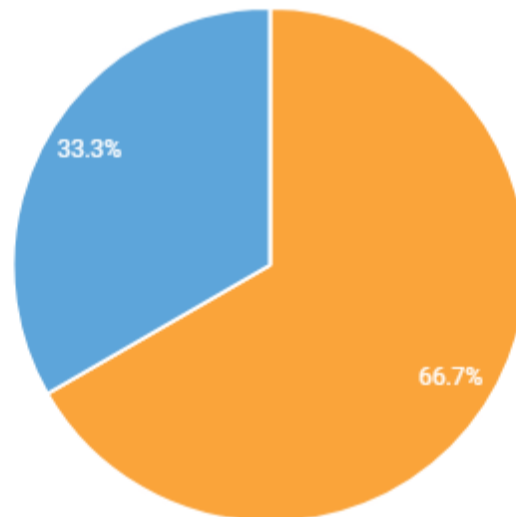
Prostitution Offenses



■ Under 10 ■ 10 - 17 ■ 18 - 24 ■ 25 - 34 ■ 35 - 44
■ 45 - 54 ■ 55 - 64 ■ 65 and over ■ Unknown

ARRESTEE SEX

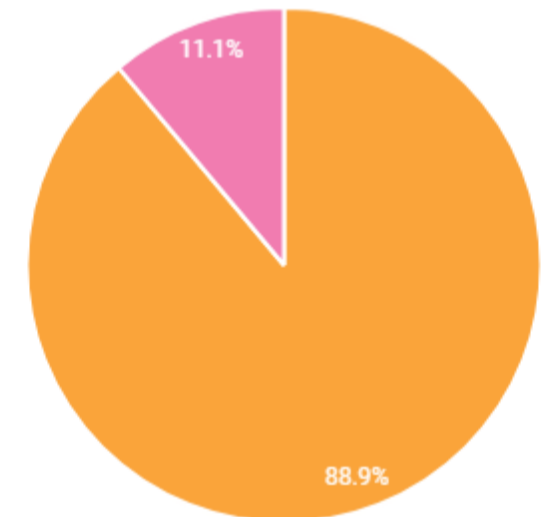
Prostitution Offenses



■ Male ■ Female

ARRESTEE RACE

Prostitution Offenses



■ Black or African American ■ Asian ■ White
■ American Indian or Alaska Native
■ Native Hawaiian or Other Pacific Islander ■ Unknown



PORNOGRAPHY / OBSCENE MATERIALS

The violation of laws or ordinances prohibiting the manufacture, publishing, sale, purchase, or possession of sexually explicit material, e.g., literature, photographs, etc.

Crimes: 205 Arrests: 47 Clearance Rate: 21.95%

All arrests related to pornography are counted, regardless of the actual offense(s) for which the arrestee has been charged.

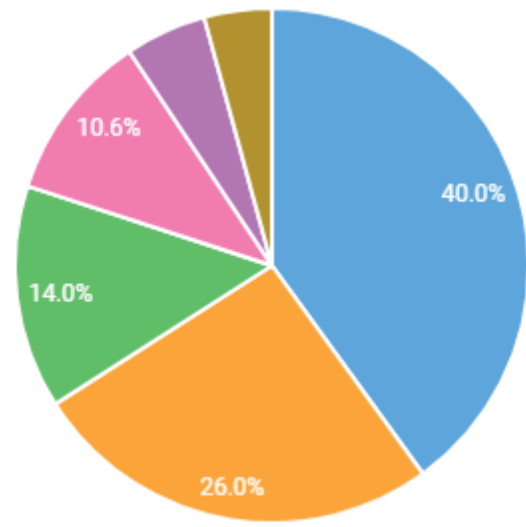
↓ -2.38%

Compared to 2023 *

* As the number of agencies reporting to the state increases, crime will appear higher, so all year-over-year comparisons should be treated with caution.

CRIMINAL ACTIVITY TYPE

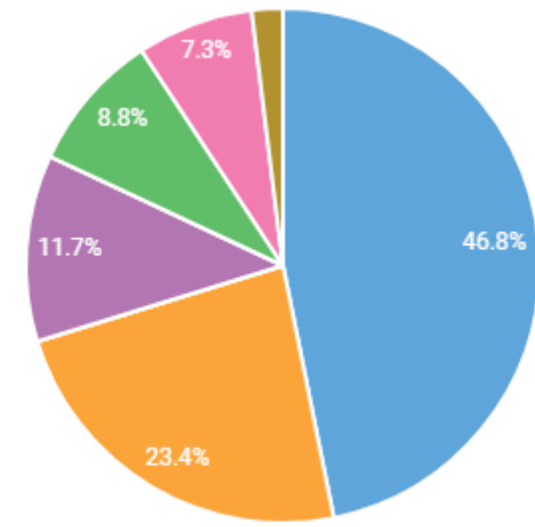
Pornography / Obscene Materials



Exploiting Children Possessing/Concealing Distributing/Selling
Cultivating/Manufacturing/Publishing All Others Buying/Receiving

LOCATION

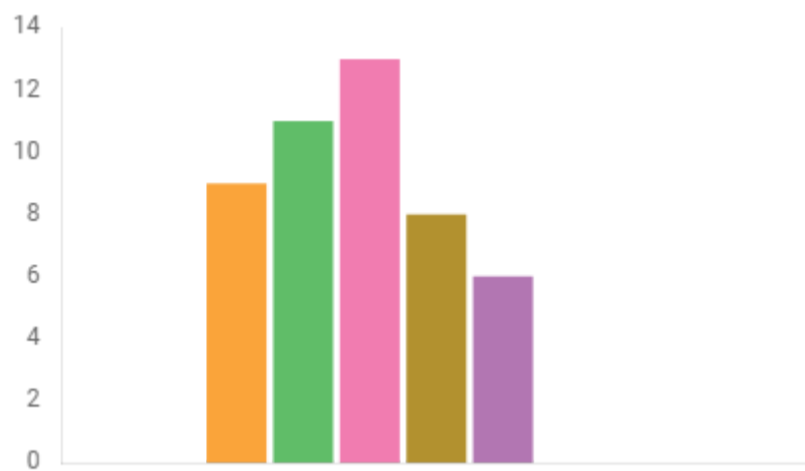
Pornography / Obscene Materials



Residence/Home Cyberspace All Others Educational Facility Commercial
Road/Parking/Camps

ARRESTEE AGE

Pornography / Obscene Materials

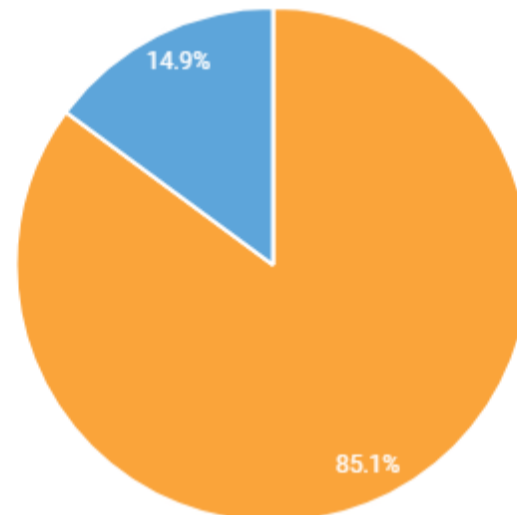


Number of Arrests

Under 10 10 - 17 18 - 24 25 - 34 35 - 44
45 - 54 55 - 64 65 and over Unknown

ARRESTEE SEX

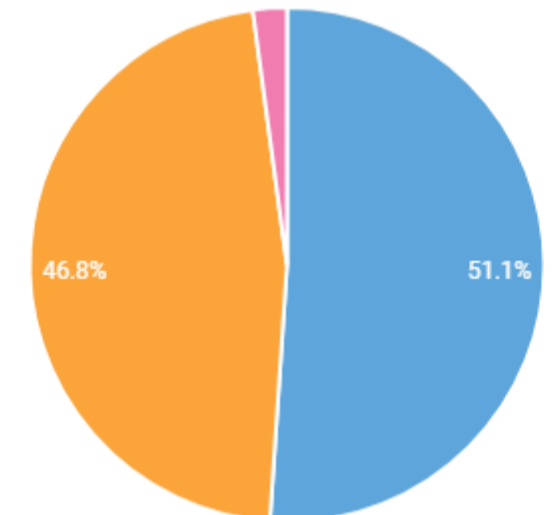
Pornography / Obscene Materials



Male Female

ARRESTEE RACE

Pornography / Obscene Materials



White Black or African American Asian
American Indian or Alaska Native
Native Hawaiian or Other Pacific Islander Unknown

ANIMAL CRUELTY



Intentionally, knowingly, or recklessly taking an action that mistreats or kills any animal without just cause, such as torturing, tormenting, mutilation, maiming, poisoning, or abandonment. Included are instances of duty to provide care, e.g., shelter, food, water, care if sick or injured; transporting or confining an animal in a manner likely to cause injury or death; causing an animal to fight with another; inflicting excessive or repeated unnecessary pain or suffering, e.g., uses objects to beat or torture an animal. This definition does not include proper maintenance of animals for show or sport; use of animals for food, lawful hunting, fishing, or trapping.

Crimes: 149 Arrests: 27 Clearance Rate: 17.45%

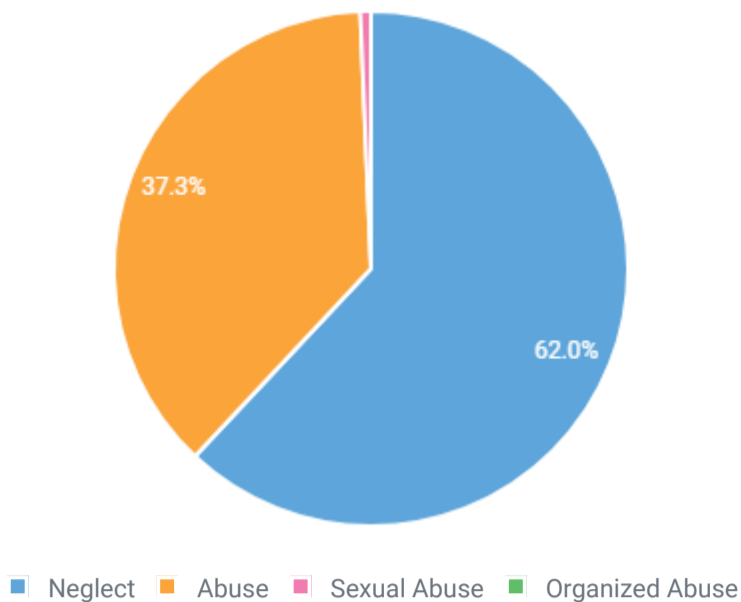
All arrests related to animal cruelty are counted, regardless of the actual offense(s) for which the arrestee has been charged.

↓ -1.32%
Compared to 2023 *

* As the number of agencies reporting to the state increases, crime will appear higher, so all year-over-year comparisons should be treated with caution.

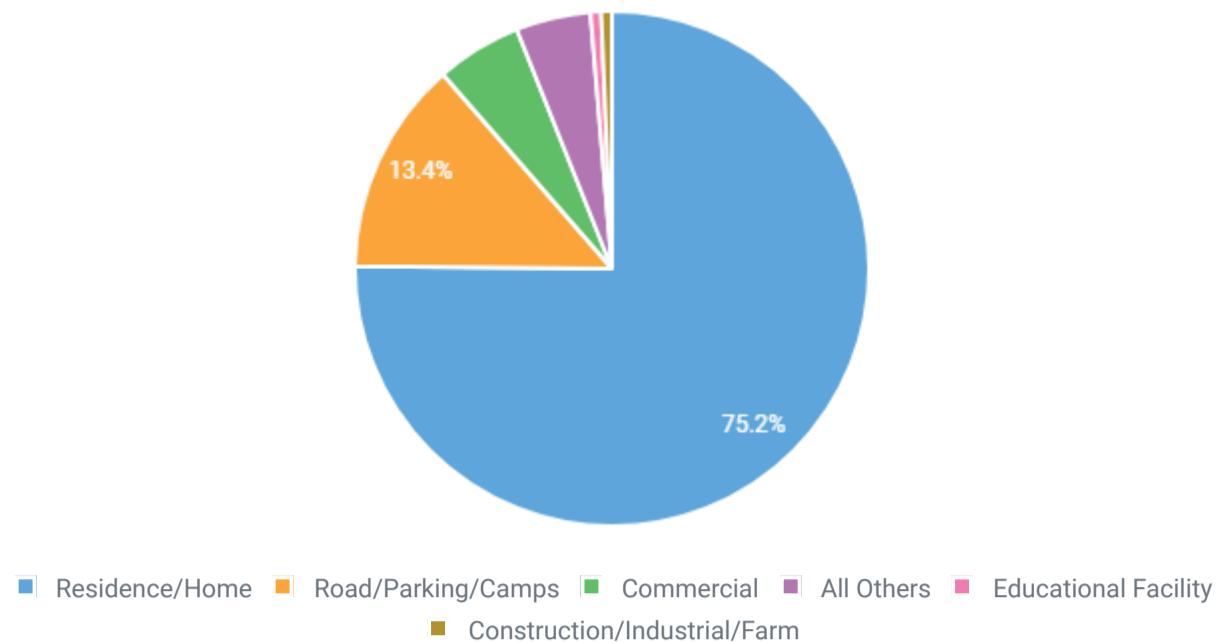
CRIMINAL ACTIVITY TYPE

Animal Cruelty



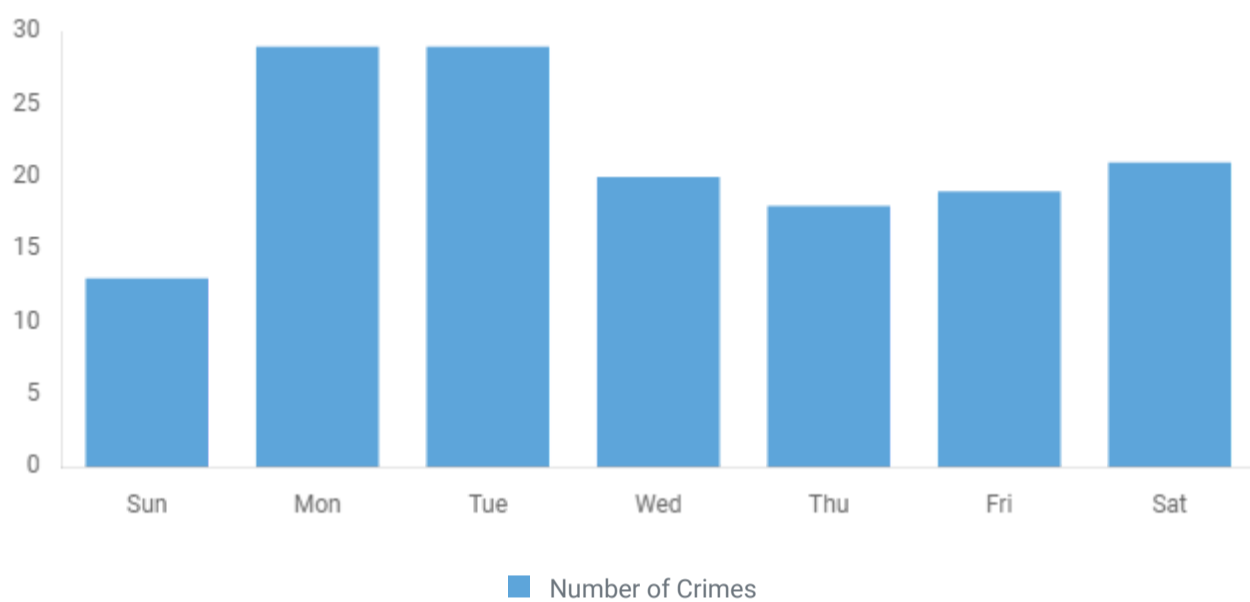
LOCATION

Animal Cruelty



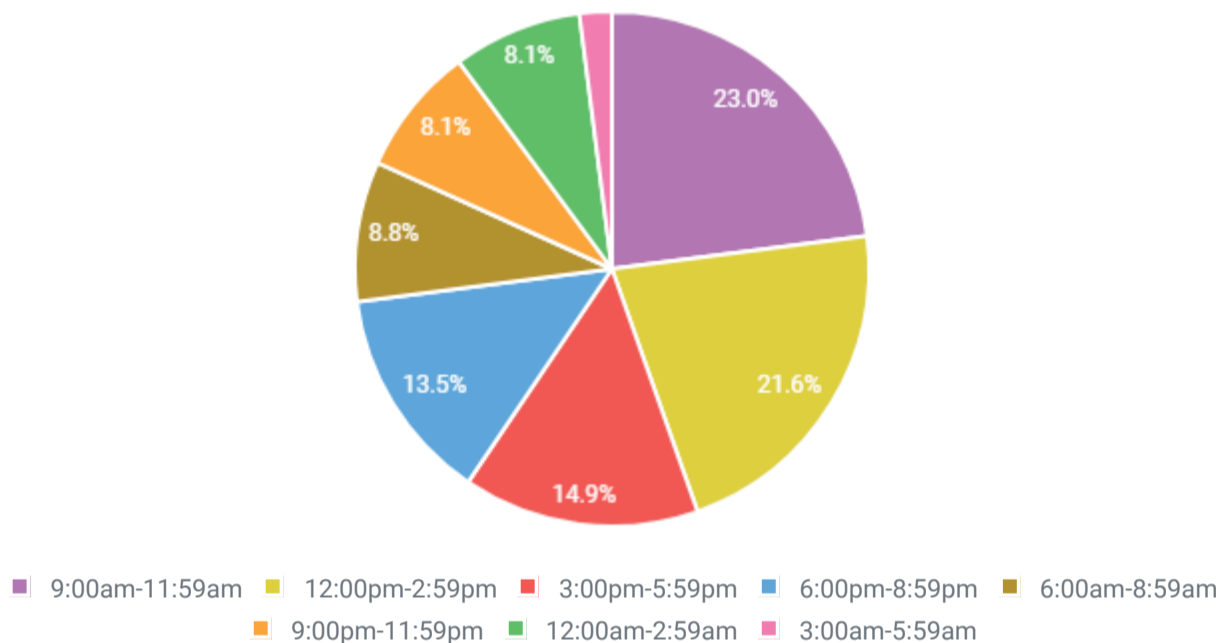
DAY OF THE WEEK

Animal Cruelty



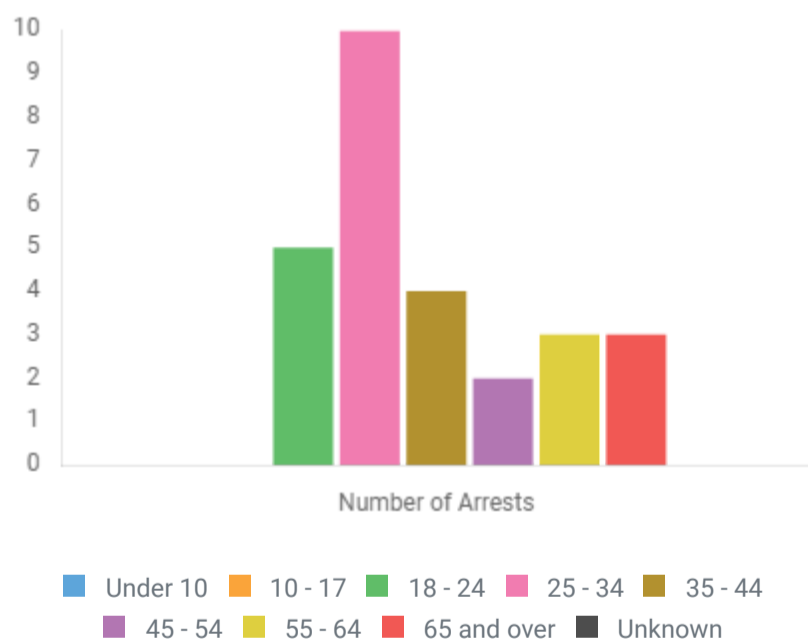
TIME OF DAY

Animal Cruelty



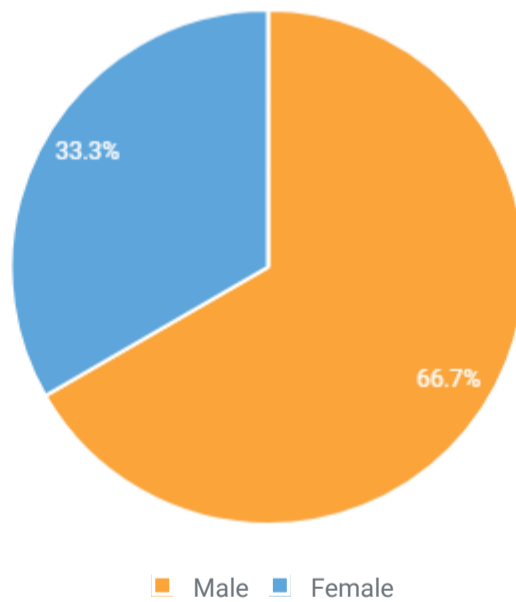
ARRESTEE AGE

Animal Cruelty



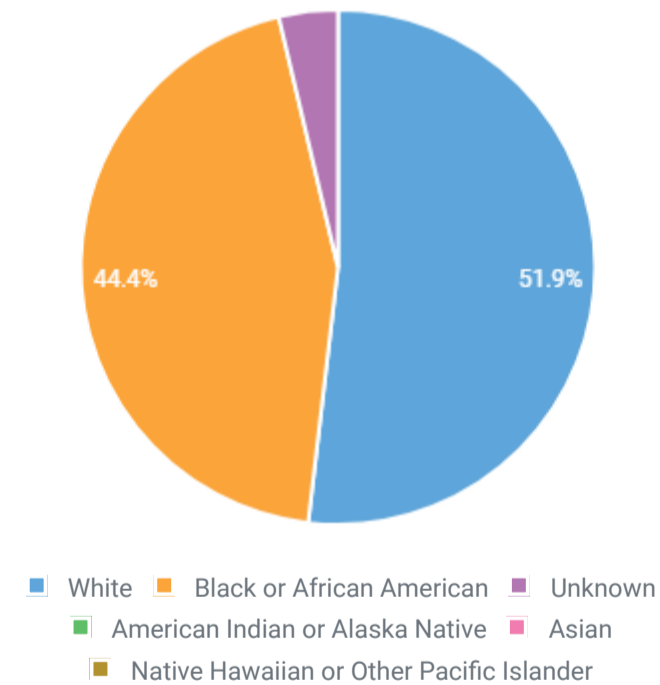
ARRESTEE SEX

Animal Cruelty



ARRESTEE RACE

Animal Cruelty



DRIVING UNDER THE INFLUENCE

Driving or operating a motor vehicle or common carrier while mentally or physically impaired as the result of consuming an alcoholic beverage or using a drug or narcotic

Arrests: 12,269

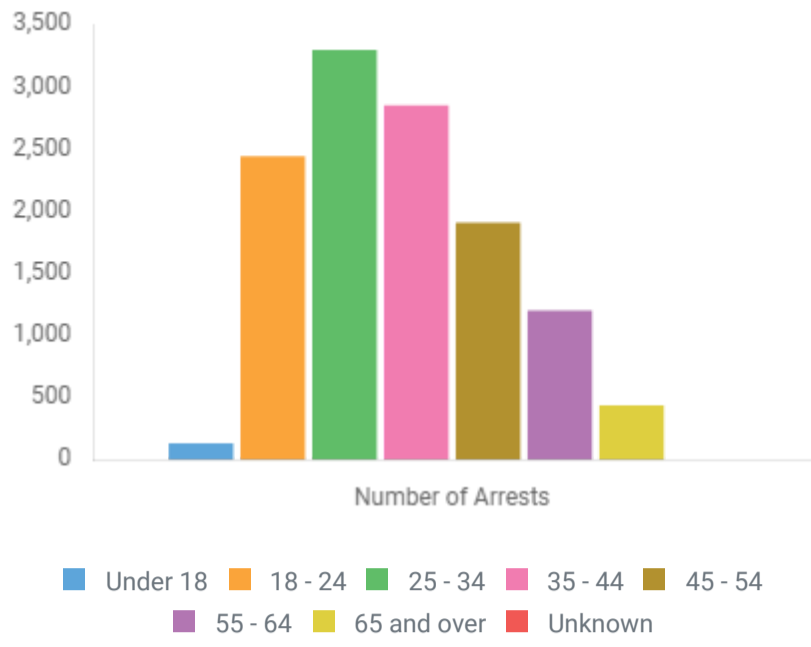
↑ 10.56%

Compared to 2023 *

* As the number of agencies reporting to the state increases, crime will appear higher, so all year-over-year comparisons should be treated with caution.

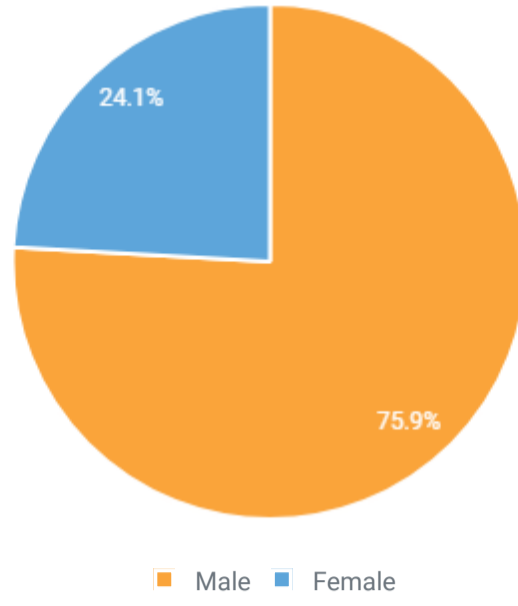
ARRESTEE AGE

Driving Under the Influence (DUI)



ARRESTEE SEX

Driving Under the Influence (DUI)



ARRESTEE RACE

Driving Under the Influence (DUI)

