

Violent Crime 2024

Rankin County

Violent Crime consists of Murder, Non-consensual Sex Offenses, Robbery and Aggravated Assault. When counting cases below, this is the count of victims for murder, sex offenses and aggravated assault, but the count of incidents for robbery. One offense is counted for each victim.

VIOLENT CRIME

Data Availability - Mississippi recently started collecting details about each individual incident, and not all agencies are currently reporting.

[List of agencies that submitted Violent Crime data in 2024](#)

[List of agencies that submitted Violent Crime data in 2023](#)

[Total number of Violent Crime incidents by month for Rankin County in 2024](#)

Any updates to the data received prior to today are included in the charts. For further clarification, please contact the reporting agency.

VIOLENT CRIME



Violent Crime consists of Murder, Non-consensual Sex Offenses (which includes Rape, Sodomy, Sexual Assault with An Object and Fondling), Robbery and Aggravated Assault.

Crimes: 47 Clearance Rate: 63.83%

A crime is cleared one of two ways: when at least one offender is arrested; or by exceptional means, when situations beyond law enforcement's control prevent the agency from arresting the offender (for example, the death of an offender).

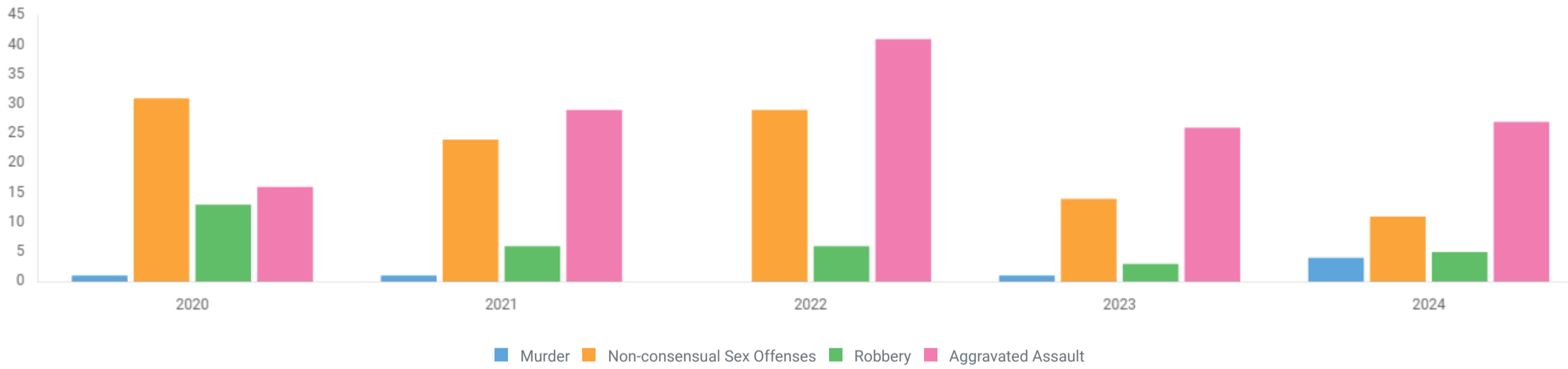
↑ 6.82%

Compared to 2023 *

* As the number of agencies reporting to the state increases, crime will appear higher, so all year-over-year comparisons should be treated with caution.

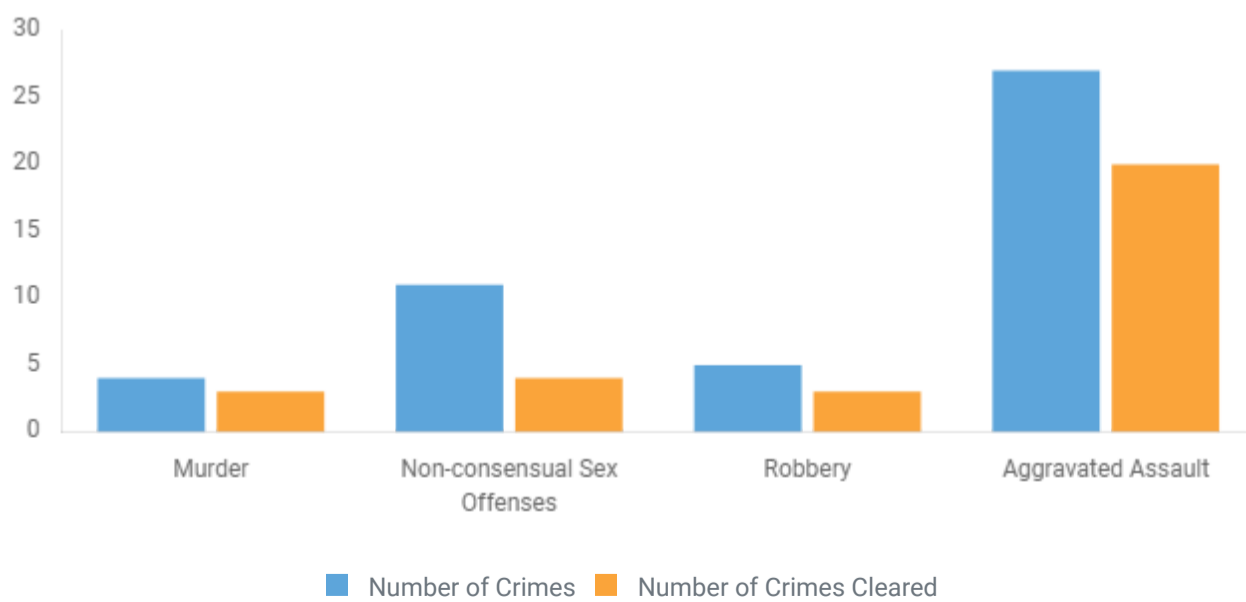
VIOLENT CRIME

Trend



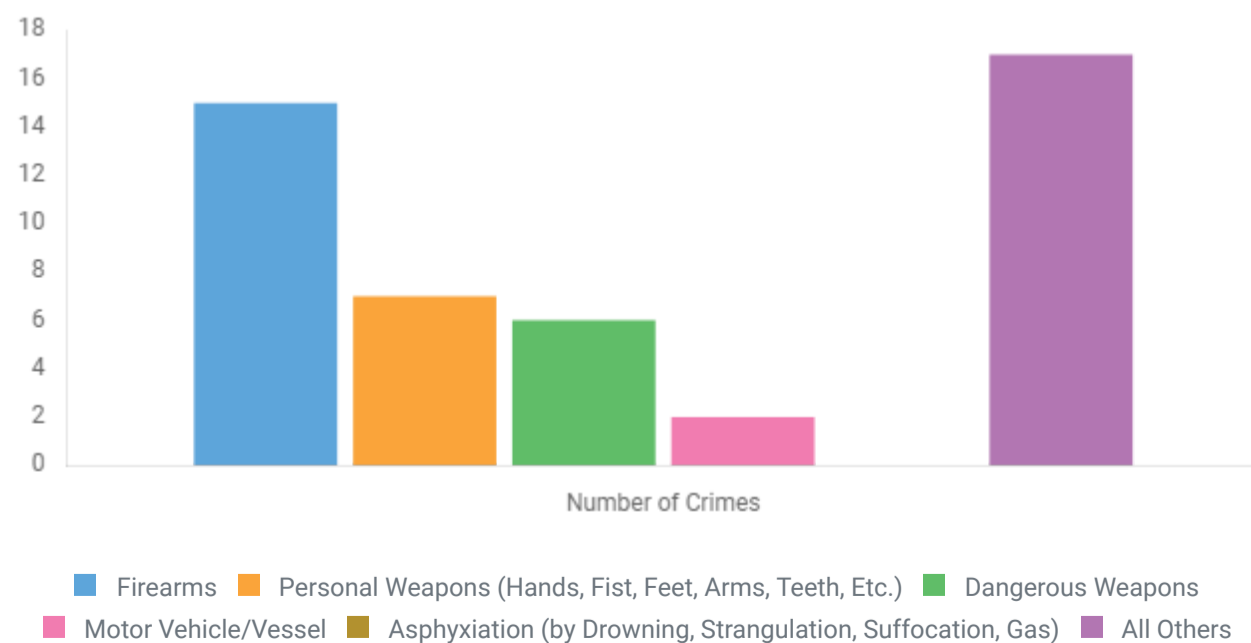
CRIMES AND CLEARANCES

Violent Crime



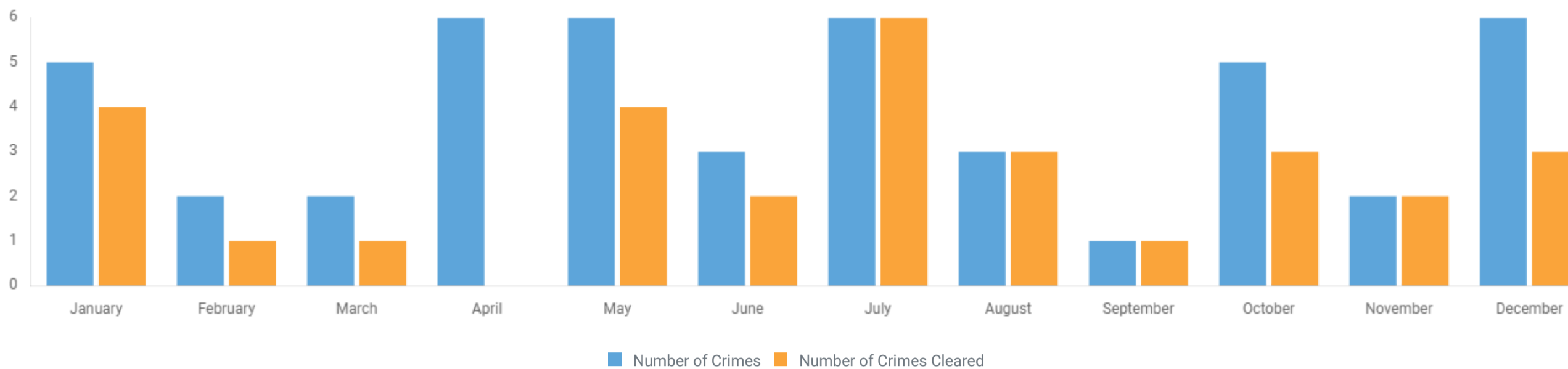
WEAPON USED

Violent Crime



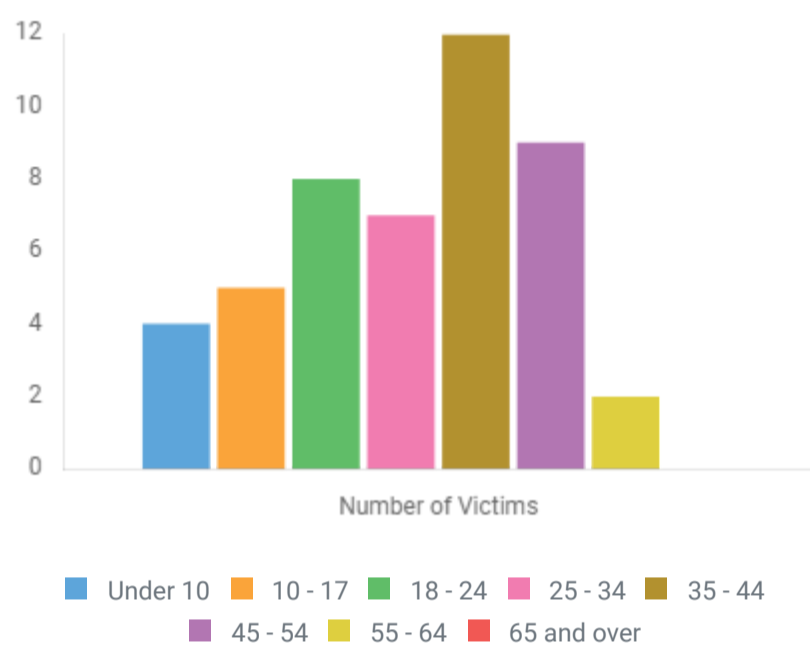
CRIMES AND CLEARANCES BY MONTH

Violent Crime



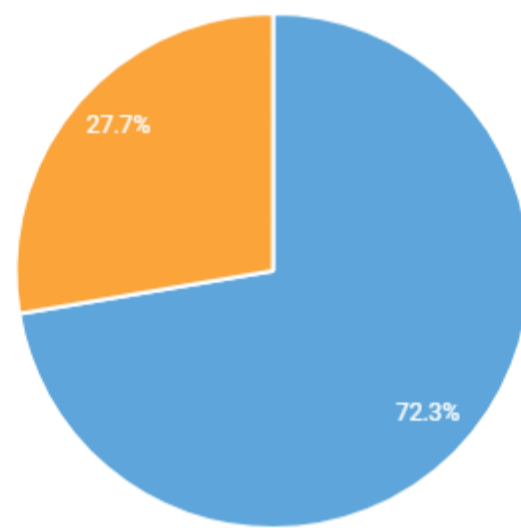
NUMBER OF VICTIMS BY AGE

Violent Crime



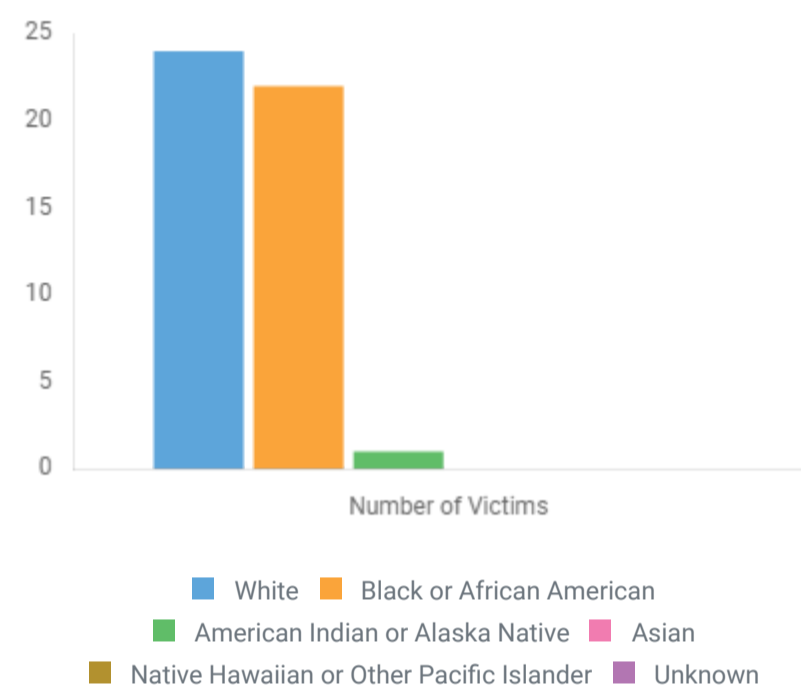
NUMBER OF VICTIMS BY SEX

Violent Crime



NUMBER OF VICTIMS BY RACE

Violent Crime



VIOLENT HATE CRIME OFFENSES

0 of 47 violent crimes were hate crimes

No Data Available

VIOLENT HATE CRIME BIAS

0 of 47 violent crimes were hate crimes

No Data Available



MURDER

The willful (non-negligent) killing of one human being by another.

Crimes: 4 Clearance Rate: 75%

A crime is cleared one of two ways: when at least one offender is arrested; or by exceptional means, when situations beyond law enforcement's control prevent the agency from arresting the offender (for example, the death of an offender).

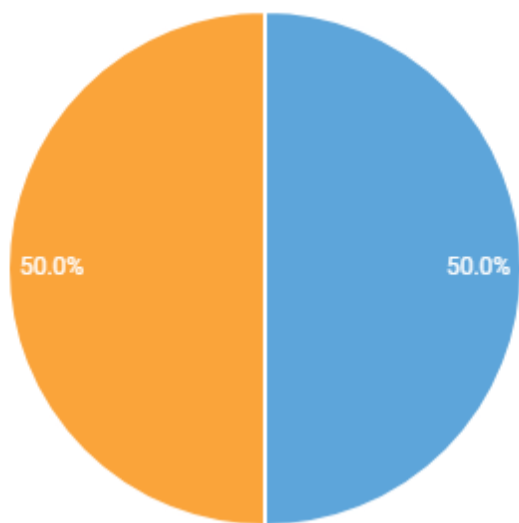
↑ 300.00%

Compared to 2023 *

* As the number of agencies reporting to the state increases, crime will appear higher, so all year-over-year comparisons should be treated with caution.

LOCATION

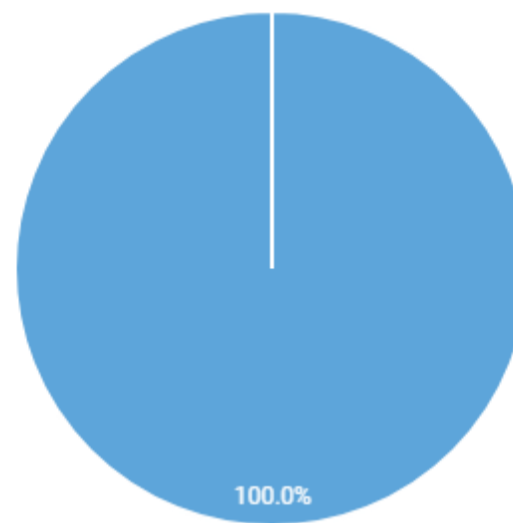
Murder



- Residence/Home
- Road/Parking/Camps
- Commercial
- Educational Facility
- Government/Public Building and other
- All Others

WEAPON USED

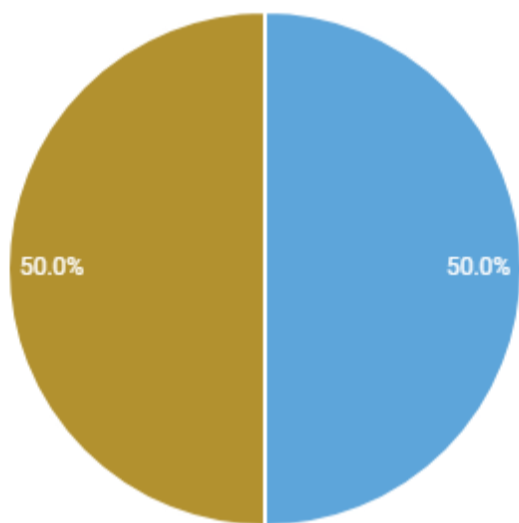
Murder



- Firearms
- Dangerous Weapons
- Motor Vehicle/Vessel
- Asphyxiation (by Drowning, Strangulation, Suffocation, Gas)
- Personal Weapons (Hands, Fist, Feet, Arms, Teeth, Etc.)
- All Others

VICTIM TO OFFENDER RELATIONSHIP

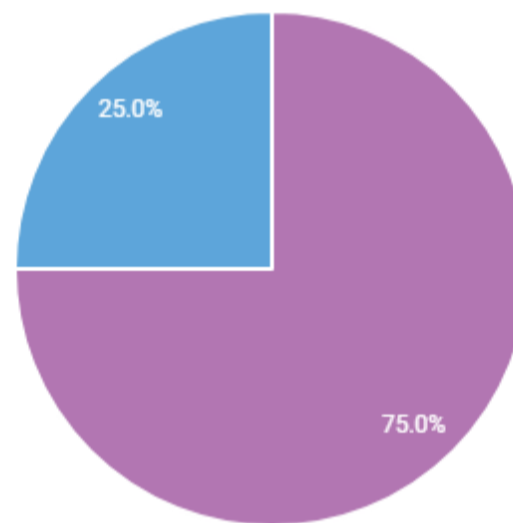
Murder



- Intimate
- Unknown
- Family
- Acquaintance
- Stranger

CRIME CIRCUMSTANCE

Murder



- All Others
- Domestic Violence
- Argument
- Assault on Law Enforcement Officer(s)
- Drug Dealing
- Gangland

NON-CONSENSUAL SEX OFFENSES



Any sexual act directed against another person, without the consent of the victim, including instances where the victim is incapable of giving consent. Sex offenses include Rape, Sodomy, Sexual Assault with an Object, and Fondling.

Crimes: 11

Clearance Rate: 36.36%

A crime is cleared one of two ways: when at least one offender is arrested; or by exceptional means, when situations beyond law enforcement's control prevent the agency from arresting the offender (for example, the death of an offender).

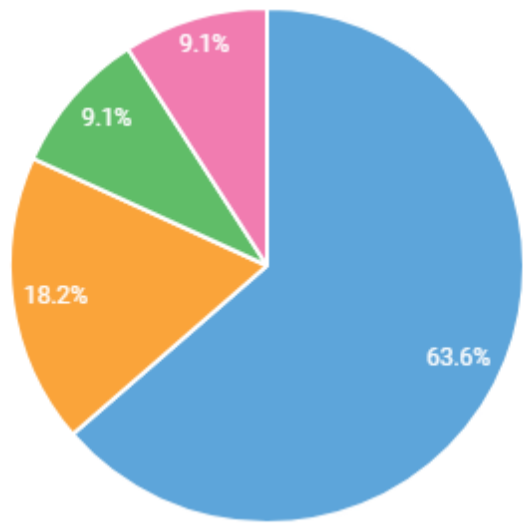
↓ -21.43%

Compared to 2023 *

* As the number of agencies reporting to the state increases, crime will appear higher, so all year-over-year comparisons should be treated with caution.

LOCATION

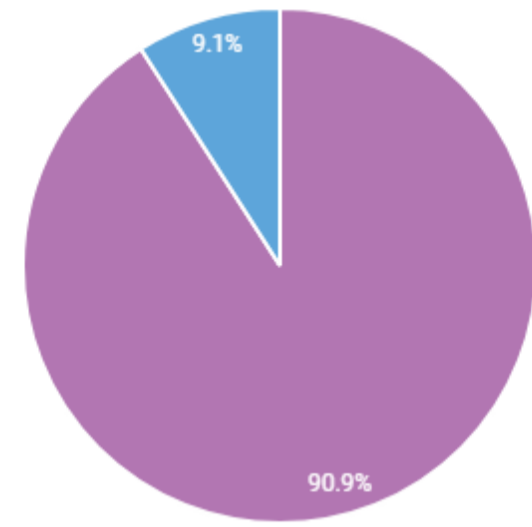
Sex Offenses



- Residence/Home
- Road/Parking/Camps
- Commercial
- Educational Facility
- Government/Public Building and other
- All Others

WEAPON USED

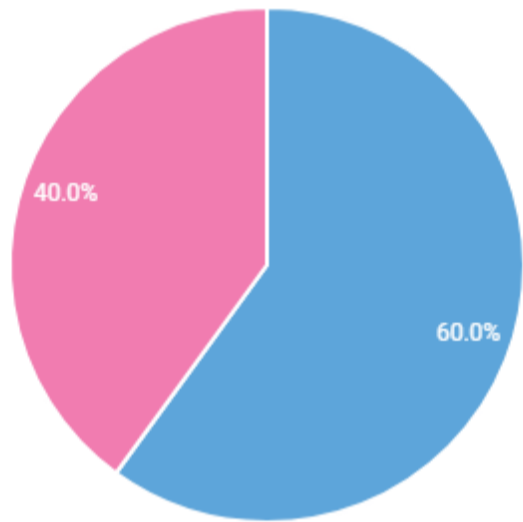
Sex Offenses



- All Others
- Personal Weapons (Hands, Fist, Feet, Arms, Teeth, Etc.)
- Firearms
- Dangerous Weapons
- Motor Vehicle/Vessel
- Asphyxiation (by Drowning, Strangulation, Suffocation, Gas)

OFFENSE TYPE – FEMALE VICTIMS

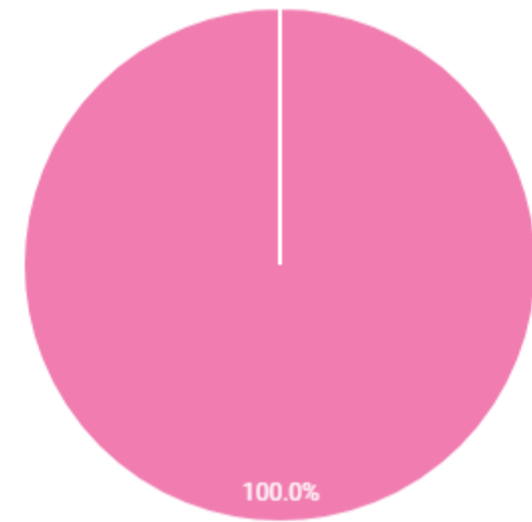
Sex Offenses



- Rape
- Criminal Sexual Contact
- Sodomy
- Sexual Assault With An Object

OFFENSE TYPE – MALE VICTIMS

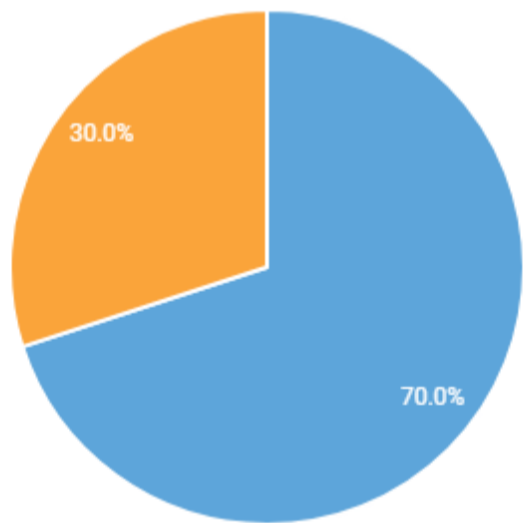
Sex Offenses



- Criminal Sexual Contact
- Rape
- Sodomy
- Sexual Assault With An Object

RACE – FEMALE VICTIMS

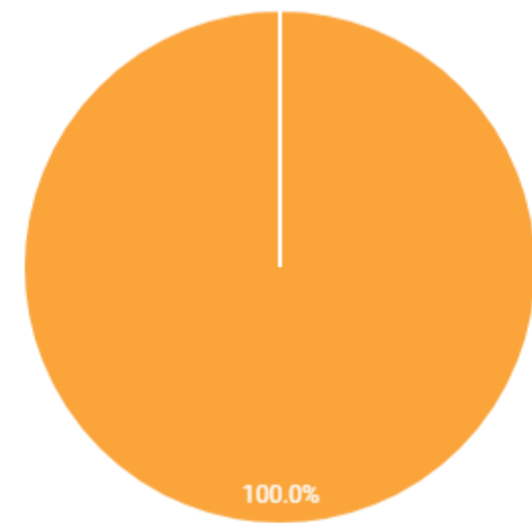
Sex Offenses



- White
- Black or African American
- American Indian or Alaska Native
- Asian
- Native Hawaiian or Other Pacific Islander
- Unknown
- Missing

RACE – MALE VICTIMS

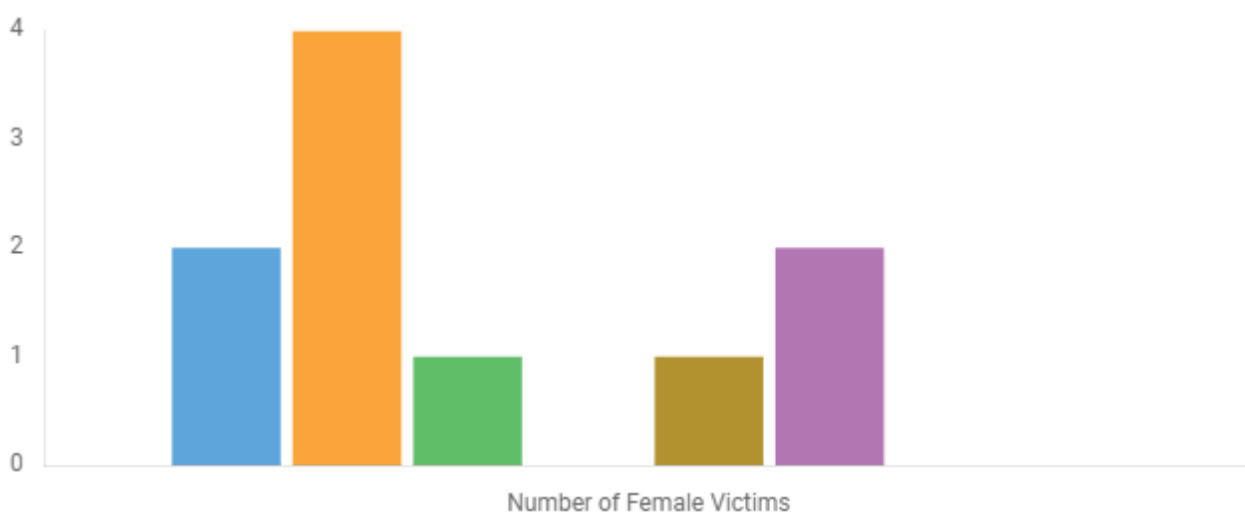
Sex Offenses



- Black or African American
- White
- American Indian or Alaska Native
- Asian
- Native Hawaiian or Other Pacific Islander
- Unknown
- Missing

VICTIM AGE – FEMALES


Sex Offenses



- Under 10
- 10 - 17
- 18 - 24
- 25 - 34
- 35 - 44
- 45 - 54
- 55 - 64
- 65 and over

VICTIM AGE – MALES

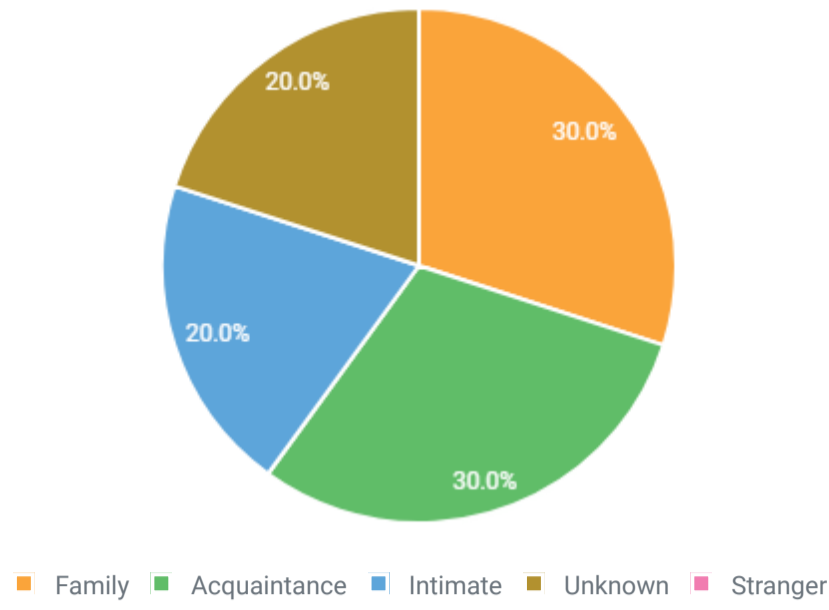
Sex Offenses



- Under 10
- 10 - 17
- 18 - 24
- 25 - 34
- 35 - 44
- 45 - 54
- 55 - 64
- 65 and over

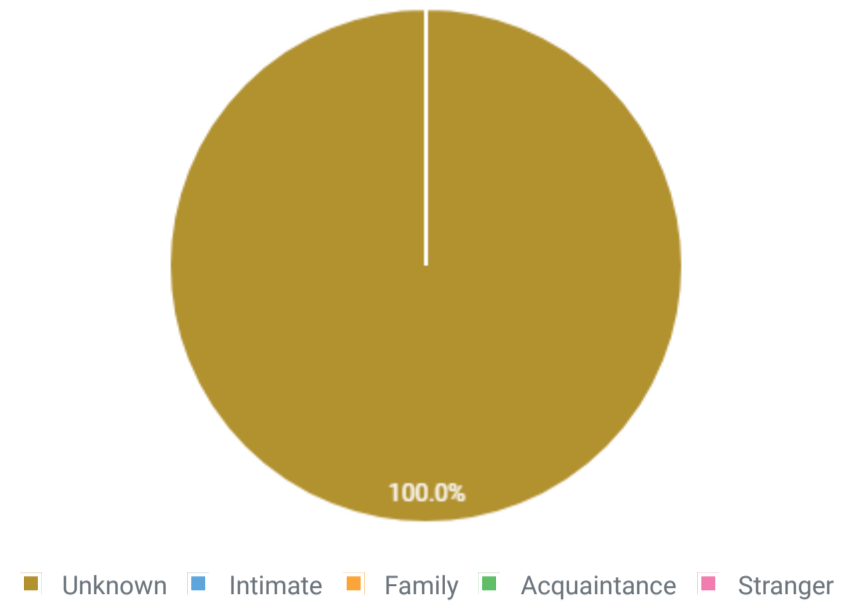
RELATIONSHIP TO OFFENDER – FEMALE VICTIMS

Sex Offenses



RELATIONSHIP TO OFFENDER – MALE VICTIMS

Sex Offenses



ROBBERY

The taking, or attempting to take, anything of value under confrontational circumstances from the control, custody, or care of another person by force or threat of force or violence and/or putting the victim in fear or immediate harm.

Crimes: 5 Clearance Rate: 60%

A crime is cleared one of two ways: when at least one offender is arrested; or by exceptional means, when situations beyond law enforcement's control prevent the agency from arresting the offender (for example, the death of an offender).

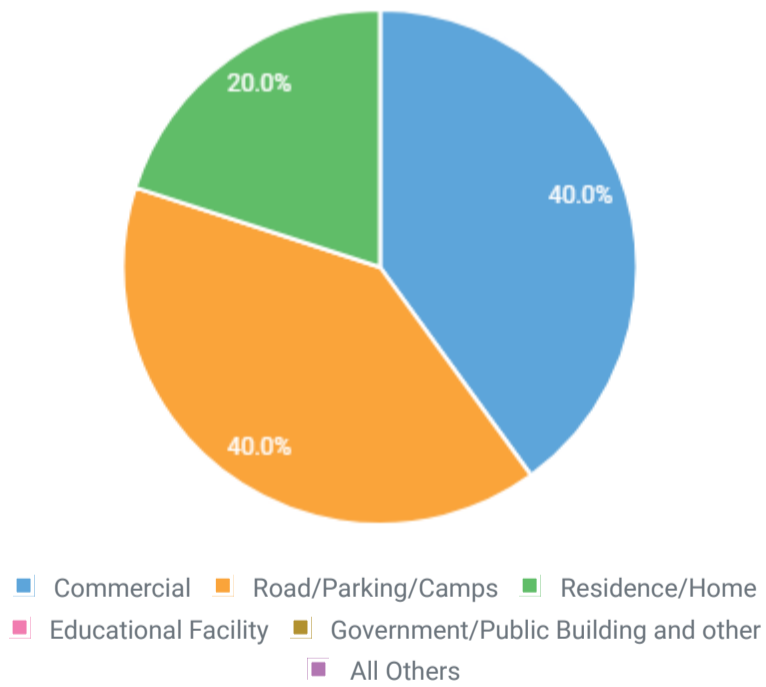
↑ 66.67%

Compared to 2023 *

* As the number of agencies reporting to the state increases, crime will appear higher, so all year-over-year comparisons should be treated with caution.

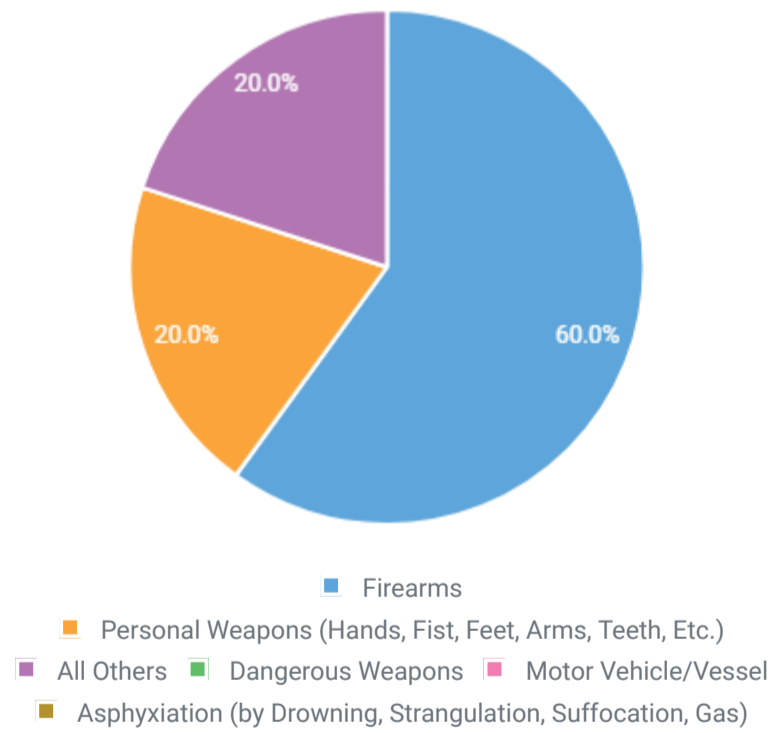
LOCATION

Robbery



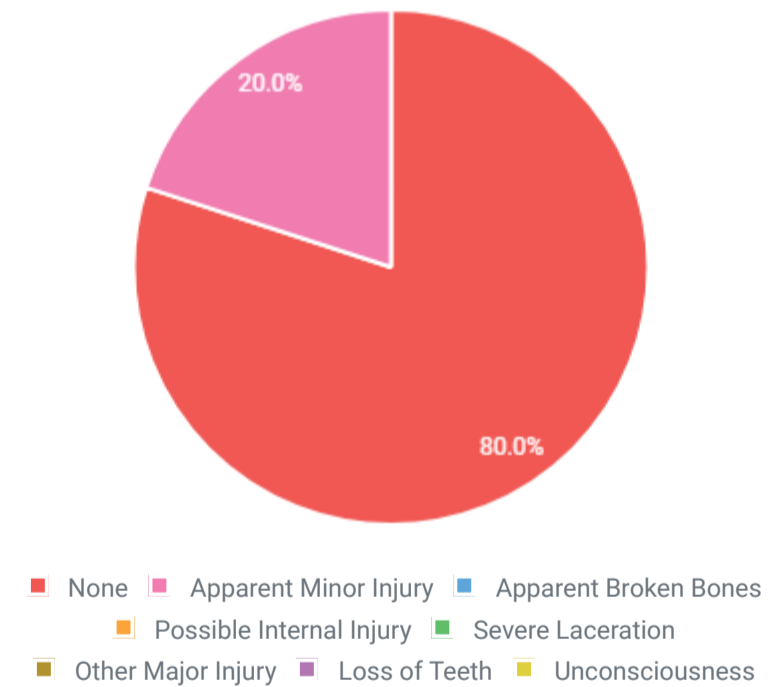
WEAPON USED

Robbery



VICTIM INJURY TYPE

Robbery





AGGRAVATED ASSAULT

An unlawful attack by one person upon another wherein the offender uses a weapon or displays it in a threatening manner, or the victim suffers obvious severe or aggravated bodily injury involving apparent broken bones, loss of teeth, possible internal injury, severe laceration, or loss of consciousness. This also includes assault with disease (as in cases when the offender is aware that he/she is infected with a deadly disease and deliberately attempts to inflict the disease by biting, spitting, etc.).

Crimes: 27

Clearance Rate: 74.07%

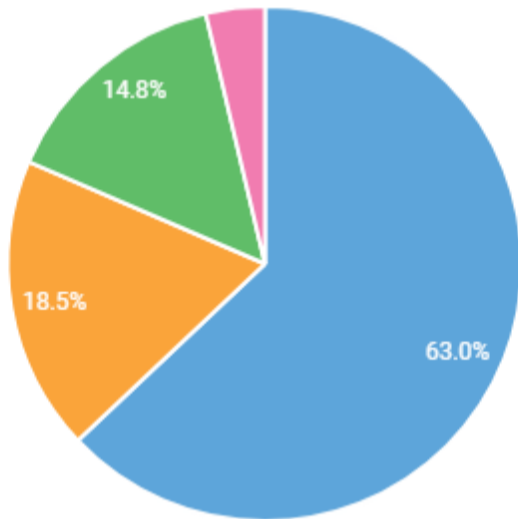
A crime is cleared one of two ways: when at least one offender is arrested; or by exceptional means, when situations beyond law enforcement's control prevent the agency from arresting the offender (for example, the death of an offender).

↑ 3.85%
Compared to 2023 *

* As the number of agencies reporting to the state increases, crime will appear higher, so all year-over-year comparisons should be treated with caution.

LOCATION

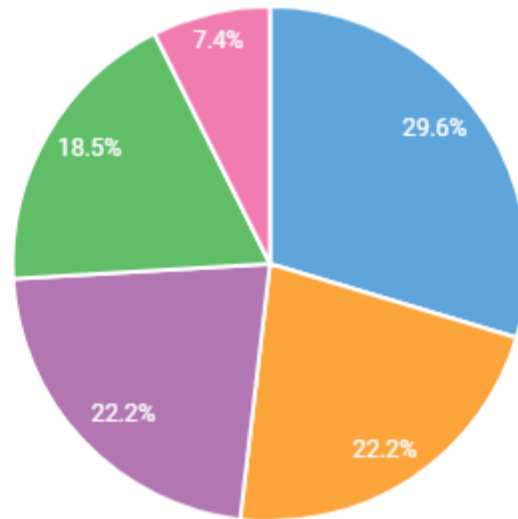
Aggravated Assault



- Residence/Home
- Road/Parking/Camps
- Commercial
- Construction/Industrial/Farm
- Educational Facility
- All Others

WEAPON USED

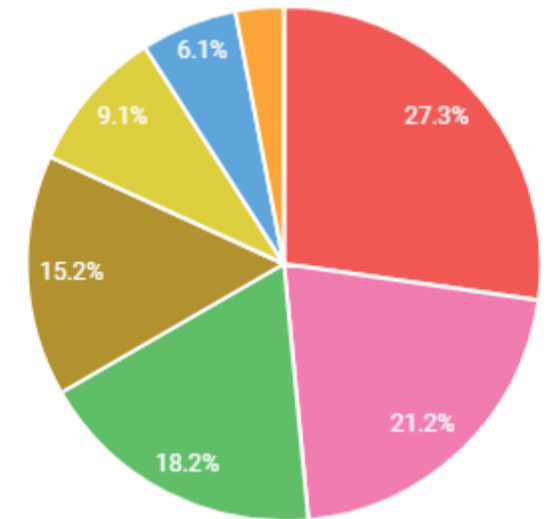
Aggravated Assault



- Firearms
- Dangerous Weapons
- All Others
- Personal Weapons (Hands, Fist, Feet, Arms, Teeth, Etc.)
- Motor Vehicle/Vessel
- Asphyxiation (by Drowning, Strangulation, Suffocation, Gas)

VICTIM INJURY TYPE

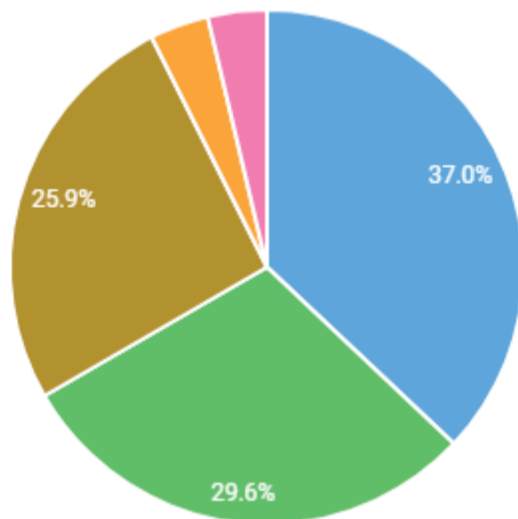
Aggravated Assault



- None
- Apparent Minor Injury
- Severe Laceration
- Other Major Injury
- Unconsciousness
- Apparent Broken Bones
- Possible Internal Injury
- Loss of Teeth

VICTIM TO OFFENDER RELATIONSHIP

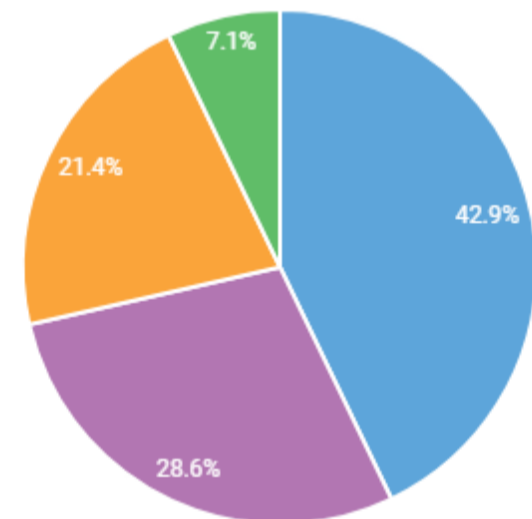
Aggravated Assault



- Intimate
- Acquaintance
- Unknown
- Family
- Stranger

CRIME CIRCUMSTANCE

Aggravated Assault



- Argument
- All Others
- Domestic Violence
- Assault on Law Enforcement Officer(s)
- Drug Dealing
- Gangland



VIOLENT CRIME ARRESTS

This section breaks down arrests for Violent Crimes.

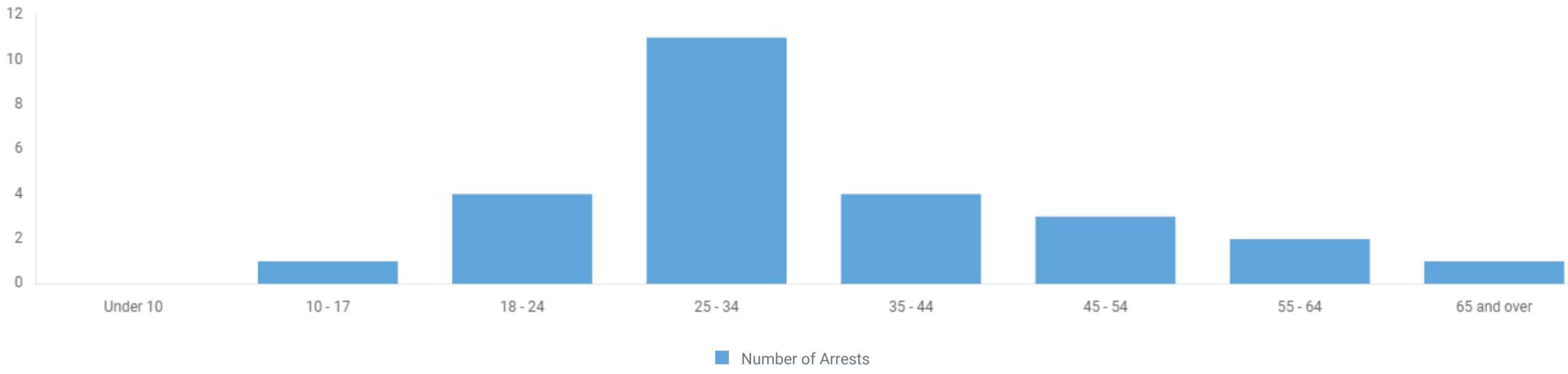
Number of Arrests: 26

↑ 52.94%
Compared to 2023 *

* As the number of agencies reporting to the state increases, crime will appear higher, so all year-over-year comparisons should be treated with caution.

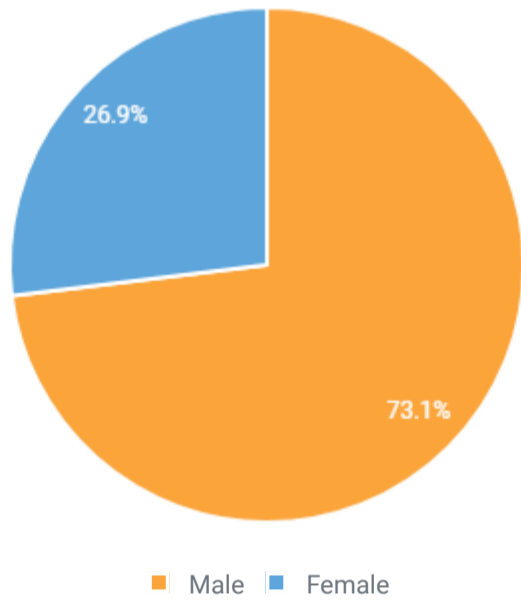
ARRESTEE AGE

Violent Crime



ARRESTEE SEX

Violent Crime



ARRESTEE RACE

Violent Crime

